SPANN- UND ANWENDUNGSTECHNIK

Product Catalog

Product Catalog

SPANN- UND ANWENDUNGSTECHNIK

To order, please contact our hotline:

Phone **0911-67 09 445**

Fax **0911-67 09 460**

Email **kontakt@ihgsystem.com**

Table of Contents

Permanent Magnetic Clamping Systems	Group 1	
Permanent Magnetic Clamping Plates	PM01101 and subsequent models	8 - 14
Permanent Magnetic Clamping Chucks	PM01201 and subsequent models	15 - 18
Permanent Magnetic L-Blocks	PM01301 and subsequent models	19
Permanent Magnetic Clamping Blocks	PM01401 and subsequent models	19 - 20
Electromagnetic Clamping Systems	**Group 2**	
Electromagnetic Clamping Plates	EM02101 and subsequent models	22 - 24
Round Electromagnets	EM02201 and subsequent models	25
Electromagnetic Clamping Blocks	EM02301 and subsequent models	26
Electromagnetic Bars	EM02401 and subsequent models	26
Combined Electric / Permanent Magnetic Clamping Systems	**Group 3**	
Combined Electric / Permanent Magnetic Clamping Plates	EP03100 and subsequent models	28 - 34
Combined Electric / Permanent Magnetic Chucks	EP03201 and subsequent models	35 - 36
Accessories for Magnetic Clamping Systems	**Group 4**	
Bar blocks	MZ04101 and subsequent models	38 - 39
Round grooved clamping plates	MZ04201 and subsequent models	40
Pole extenders for combined electric / permanent magnet clamping plates	MZ04301 and subsequent models	41
Holders for magnetic chucks	MZ04401 and subsequent models	42 - 43
Demagnetizers	MZ04501 and subsequent models	44 - 45
Magnetic measurement instruments	MZ04601 and subsequent models	46 - 47
Demagnetizing and control modules	MZ04701 and subsequent models	48 - 49
Accessories for demagnetizing and control modules	MZ04801 and subsequent models	49
Sine Tables	**Group 5**	
Sine tables w/o a magnetic clamping plate	ST05101 and subsequent models	52 - 53
Sine tables with a magnetic clamping plate	ST05201 and subsequent models	54 - 56
Since tables with a bottom clamp	ST05301 and subsequent models	57
Magnetic Hoisting Devices	**Group 6**	
Permanent lifting magnets	HM06101 and subsequent models	60 - 61
Accessories for permanent lifting magnets	HM06201 and subsequent models	62
Magnetic conveyor	HM06301 and subsequent models	62 - 64
Combined electric / permanent magnet modules	HM06401 and subsequent models	64
Combined electric / permanent lifting magnets	HM06501 and subsequent models	65
Electric lifting magnets	HM06601 and subsequent models	65

Release and Separating Magnets	**Group 7**	
Magnetic separators	SF07101 and subsequent models	68 - 70
Release magnets	SF07201 and subsequent models	71 - 72
Permanent magnet separation systems	SF07301 and subsequent models	73
Magnetic Clamping Devices	**Group 8**	
Permanent Magnetic Clamping Blocks	MS08101 and subsequent models	76 - 78
Permanent magnet bars	MS08104 and subsequent models	77
Permanent magnet clamping blocks	MS08201 and subsequent models	79 - 80
Permanent magnetic prism-shaped blocks	MS08301 and subsequent models	81 - 84
Round permanent magnets	MS08401 and subsequent models	85
Accessories for welding and assembly operations	MS08501 and subsequent models	85 - 94
Measuring Mounts	**Group 9**	
Magnetic measuring mounts	MM09101 and subsequent models	96 - 98
Holding, Sorting, and Positioning Magnets	**Group 10**	
Manual magnets	HS10101 and subsequent models	100
Lifting magnets	HS10102 and subsequent models	100 - 101
Sorting magnets	HS10301 and subsequent models	101
Magnetic bases	HS10401 and subsequent models	102 - 103
Clamping bars	HS10501 and subsequent models	103
Magnetic Gripper Systems	**Group 11**	
Rod grippers	GM11101 and subsequent models	106 - 110
Flat grippers	GM11201 and subsequent models	111 - 120
Pocket-size magnets	GM11301 and subsequent models	121
Strong magnets	GM11401 and subsequent models	121
Rod magnets	GM11501 and subsequent models	122
Pot magnets	GM11601 and subsequent models	123 - 124
Office Magnets	**Group 12**	
Magnets for magnetic boards	OM12101 and subsequent models	126 - 127
Magnetic films	OM12201 and subsequent models	128 - 129
Magnetic bags	OM12301 and subsequent models	129
Magnetic bands	OM12401 and subsequent models	129 - 130
Other Clamping and Holding Systems	**Group 13**	
Vice	VS13101 and subsequent models	132 - 133

Group 1

Permanent Magnetic Clamping Systems

Permanent Magnetic Clamping Plates

Permanent Magnetic Clamping Chucks

Permanent Magnetic L-Blocks

Permanent Magnetic Clamping Blocks



PM01101 Permanent Magnetic Clamping Plate



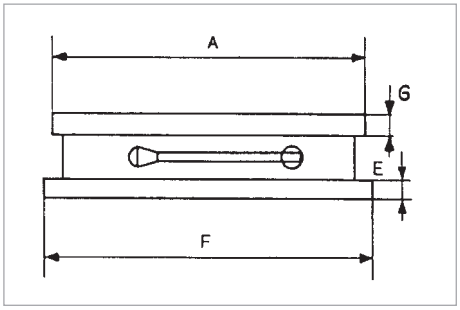

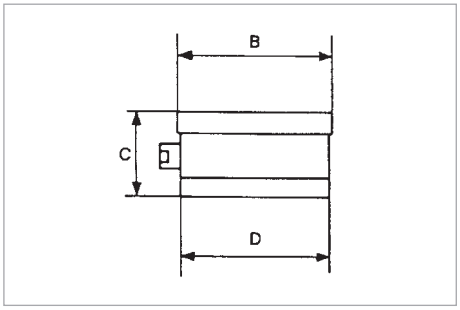

Applications:

- Milling, grinding, drilling, etc.
- Heavy machining of midsize and large workpieces

Features:

- Transverse pole pitch p = 13 mm (8 mm St / 5 mm Ne)
- Double ceramic magnetic system
- Brazed pole plate
- Solid body
- Integrated switch
- **Max. clamping force: 120 N/cm²**
- **Magnetic field height: ~10 mm**
- **Max. pole plate wear: ~6 mm**

Catalog No.	A mm	B mm	C mm	D mm	E mm	F mm	G mm	Selector handles	Weight kg
PM01101-250x150	250	150	88	145	20	260	29	1	20
PM01101-300x150	300	150	88	145	20	310	29	1	24
PM01101-300x200	300	200	88	195	20	295	29	1	29
PM01101-350x150	350	150	88	145	20	360	29	1	28
PM01101-400x150	400	150	88	145	20	410	29	1	31
PM01101-400x200	400	200	88	195	20	395	29	1	39
PM01101-400x250	400	250	88	245	20	395	29	1	50
PM01101-400x300	400	300	88	295	20	395	29	1	68
PM01101-450x150	450	150	88	145	20	460	29	1	35
PM01101-450x200	450	200	88	195	20	445	29	1	44
PM01101-450x250	450	250	88	245	20	445	29	1	57
PM01101-500x150	500	150	88	145	20	510	29	1	39
PM01101-500x200	500	200	88	195	20	495	29	1	49
PM01101-500x250	500	250	88	245	20	495	29	1	64
PM01101-500x300	500	300	88	295	20	495	29	1	85
PM01101-600x200	600	200	88	195	20	595	29	1	64
PM01101-600x250	600	250	88	245	20	595	29	1	78
PM01101-600x300	600	300	88	295	20	595	29	1	100
PM01101-800x200	800	200	88	195	20	795	29	2	92

Other sizes available on request

PM01103 Permanent Magnetic Clamping Plate



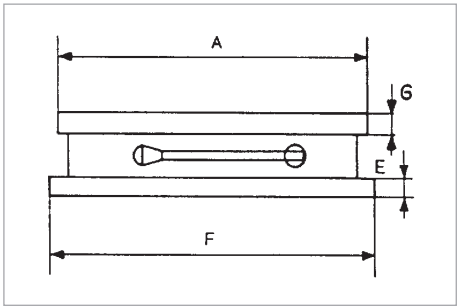

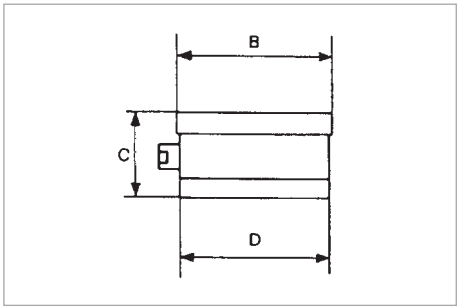

Applications:

- Grinding
- Midsize and large workpieces clamping

Features:

- Transverse pole pitch p = 11 mm (6 mm St / 5 mm Ne)
- Permanent ceramic magnets
- Brazed pole plate
- Solid cast iron base
- Integrated switch
- Magnetic field height: ~8 mm above the pole plate
- **Max. clamping force: 80 N/cm²**
- **Magnetic field height: ~8 mm**
- **Max. pole plate wear: ~6 mm**

Catalog No.	A mm	B mm	C mm	D mm	E mm	F mm	G mm	Selector handles	Weight kg
PM01103-200x100	200	100	65	97	15	213	23	1	9
PM01103-250x150	250	150	65	147	15	258	23	1	15
PM01103-255x130	255	130	65	127	15	265	23	1	13
PM01103-300x150	300	150	65	147	15	308	23	1	18
PM01103-325x130	325	130	65	127	15	355	23	1	17
PM01103-350x150	350	150	65	147	15	358	23	1	21
PM01103-400x130	400	130	65	127	15	408	23	1	21
PM01103-400x150	400	150	65	147	15	408	23	1	23
PM01103-400x200	400	200	72	197	15	413	23	1	32
PM01103-400x250	400	250	87	246	20	394	29	1	50
PM01103-450x150	450	150	65	147	15	455	23	1	26
PM01103-450x200	450	200	72	197	15	463	23	1	36
PM01103-450x250	450	250	87	246	20	444	29	1	57
PM01103-500x150	500	150	65	147	15	507	23	1	29
PM01103-500x200	500	200	72	197	15	515	23	1	40
PM01103-500x250	500	250	87	246	20	494	29	1	63
PM01103-500x300	500	300	87	296	20	494	29	1	83
PM01103-600x200	600	200	72	197	15	610	23	1	48
PM01103-600x250	600	250	87	246	20	594	29	1	76
PM01103-600x300	600	300	87	296	20	594	29	1	97

Other sizes available on request

PM01104 Permanent Magnetic Clamping Plate

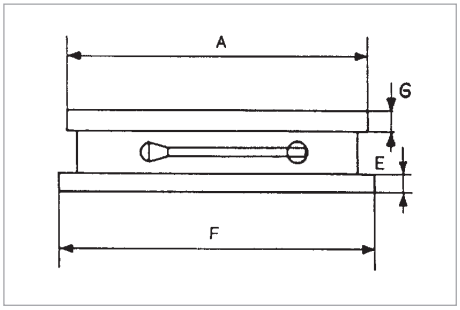

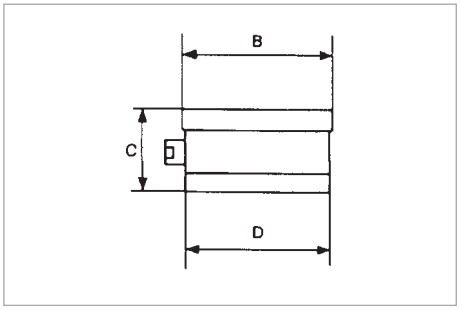

Applications:

- Grinding, EDM
- Small and midsize workpieces clamping

Features:

- Fine pole pitch p = 11 mm (6 mm St / 1.5 mm Ne / 2 mm St / 1.5 mm Ne)
- Permanent ceramic magnets
- Brazed pole plate
- Solid cast iron base
- Integrated switch
- **Magnetic field height: ~6 mm above the pole plate**
- **Max. clamping force: 80 N/cm²**
- **Max. pole plate wear: ~6 mm**

Catalog No.	A mm	B mm	C mm	D mm	E mm	F mm	G mm	Weight kg
PM01104-100x65	100	65	54	62	10	119	21	20
PM01104-150x100	150	100	65	97	15	165	23	24
PM01104-200x100	200	100	65	97	15	213	23	29
PM01104-250x150	250	150	65	147	15	258	23	28
PM01104-255x130	255	130	65	127	15	265	23	31
PM01104-300x150	300	150	65	147	15	308	23	39
PM01104-350x150	350	150	65	147	15	358	23	50
PM01104-400x130	400	130	65	127	15	408	23	68
PM01104-400x150	400	150	65	147	15	408	23	35
PM01104-400x200	400	200	72	197	15	413	23	44
PM01104-450x150	450	150	65	147	15	455	23	57
PM01104-450x250	450	250	87	246	20	444	29	39
PM01104-500x200	500	200	72	197	15	515	23	49
PM01104-600x200	600	200	72	197	15	610	23	64

Other sizes available on request

PM01105 Permanent Magnetic Clamping Plate

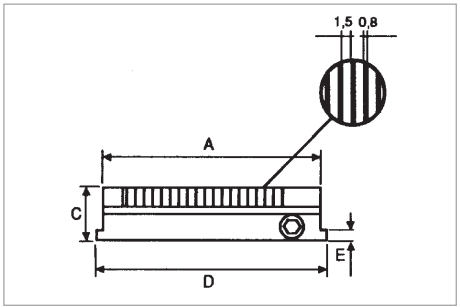

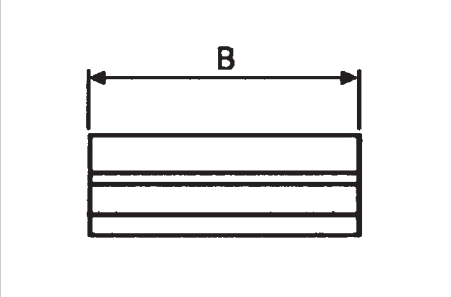

Applications:

- Grinding, EDM
- Clamping of small, midsize, and thin-wall workpieces

Features:

- Neodymium magnets
- Extra fine pole pitch p = 2.3 mm (1,5 mm St / 0.8 mm Ne) for 40 mm height
- Extra fine pole pitch p = 1.9 mm (1.5 mm St / 0.8 mm Ne) for the height of 50 mm and above
- Brazed pole plate
- Two stoppers
- Removable switch
- Single point of activation
- **Max. clamping force: 80 N/cm²**
- **Magnetic field height: ~8 mm**
- **Max. pole plate wear: ~5 mm**

Catalog No.	A mm	B mm	C mm	D mm	E mm	Weight kg
PM01105-150x100	150	100	40	165	10	5.0
PM01105-150x150	150	150	40	165	10	7.0
PM01105-200x100	200	100	40	215	10	6.0
PM01105-250x130	250	130	60	250	*	14.0
PM01105-250x150	250	150	40	265	10	12.0
PM01105-255x130	255	130	40	270	10	11.0
PM01105-300x150	300	150	40	315	10	14.0
PM01105-350x150	350	150	40	365	10	17.0
PM01105-400x150	400	150	40	415	10	19.0
PM01105-400x200	400	200	60	400	*	34.0
PM01105-450x150	450	150	40	465	10	22.0
PM01105-500x200	500	200	60	500	*	44.0
PM01105-500x300	500	300	60	500	*	70.0
PM01105-600x200	600	200	60	600	*	54.0
PM01105-600x300	600	300	60	600	*	85.0

Other sizes available on request (* without a clamp pocket)

PM01106 Permanent Magnetic Clamping Plate

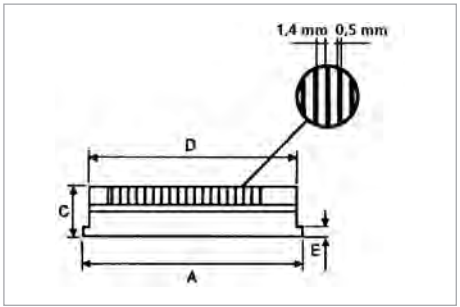

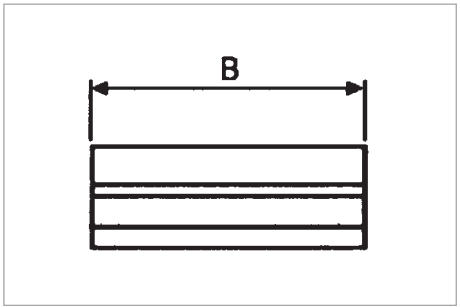

Applications:

- Clamping of small, midsize, and thin-wall workpieces
- Grinding, EDM
- With its very low hieght and height, can be used in palletizing systems

Features:

- Extra fine pole pitch
- Neodymium magnets
- Extra fine pole pitch p = 1.9 mm (1.4 mm St / 0.5 mm Ne)
- Removable switch
- Upper selector handle
- **Max. clamping force: 100 N/cm²**
- **Magnetic field height: 5 mm**
- **Max. pole plate wear: 6 mm**
- **Dimensions: 130 × 70 + 175 × 70 (without clamp pockets)**

Catalog No.	A mm	B mm	C mm	D mm	E mm	Weight kg
PM01106-130x70	130	70	30	135	10	2.2
PM01106-175x70	175	70	30	185	10	2.9
PM01106-175x100	175	100	35	175	10	4.5
PM01106-255x130	250	130	35	255	10	9.0
PM01106-250x150	250	150	35	255	10	10.0
PM01106-300x150	300	150	35	300	10	12.5
PM01106-350x150	350	150	35	350	10	14.0
PM01106-450x150	450	150	35	450	10	24.0
PM01106-400x200	400	200	35	400	10	25.0

Other sizes available on request

PM01110 Permanent Magnetic Clamping Plate



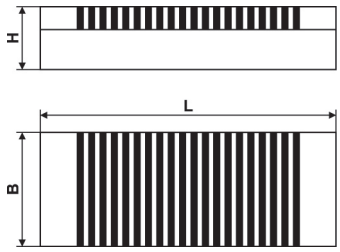

Applications:

- Clamping of the smallest thin-wall workpieces
- Grinding, EDM
- Due to its very low weight, can be used in palletizing systems

Features:

- Extra fine pole pitch
- Neodymium magnets
- Fine pole pitch p = 1.9 mm (1.4 mm St / 0.5 mm Ne)
- Removable switch
- **Max. clamping force: 100 N/cm²**
- **Magnetic field height: 5 mm**
- **Max. pole plate wear: 6 mm**

Catalog No.	L mm	B mm	H mm	Weight kg
PM01110-100x70	100	70	48	3
PM01110-120x100	120	100	48	5
PM01110-175x100	175	100	48	7
PM01110-300x200	300	200	48	18
PM01110-250x100	250	100	48	10
PM01110-150x150	150	150	51	9
PM01110-250x150	250	150	51	16
PM01110-300x150	300	150	51	19
PM01110-350x150	350	150	51	22
PM01110-100x150	100	150	48	6
PM01110-200x100	200	100	48	8
PM01110-255X130	255	130	48	13
PM01110-400x150	400	150	51	25
PM01110-450x150	450	150	51	28
PM01110-400x200	400	200	51	33
PM01110-500x200	500	200	51	41
PM01110-600x200	600	200	51	49
PM01110-500x250	500	250	51	56
PM01110-300x300	300	300	56	40
PM01110-500x300	500	300	56	67
PM01110-600x300	600	300	56	81

Other sizes available on request

PM01111 Permanent Magnetic Clamping Plate



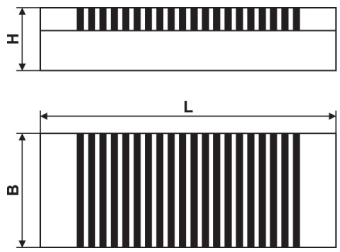

Applications:

- Milling, grinding, drilling, etc.
- Heavy machining of midsize and large workpieces

Features:

- Extra clamping force for heavy machining
- Transverse pole pitch p = 15 mm (4 mm St / 11 mm Ne)
- Double neodymium magnetic system
- Brazed pole plate
- Solid body
- Removable switch
- **Max. clamping force: 180 N/cm²**
- **Magnetic field height: 10 mm**
- **Max. pole plate wear: 6 mm**

Catalog No.	L mm	B mm	H mm	Selector handles	Weight kg
PM01111-250x150	250	150	56	1	17
PM01111-300x150	300	150	56	1	18
PM01111-350x150	350	150	56	1	24
PM01111-400x200	400	200	56	1	35
PM01111-500x200	500	200	56	1	44
PM01111-600x200	600	200	56	1	52
PM01111-500x300	500	300	56	1	56
PM01111-320x320	320	320	48	1	35
PM01111-600x300	600	300	56	1	78

Other sizes available on request

PM01201 Permanent Magnetic Clamping Chucks

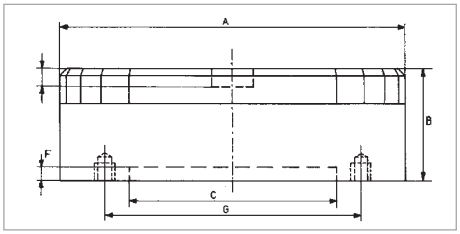

Applications:

- Turning, grinding
- Midsize and large workpieces clamping

Features:

- Parallel pole pitch p = 13 mm (8 mm St / 5 mm Ne)
- Permanent ceramic magnets for better clamping
- Concentric grooves on the pole plate to simplify workpiece alignment
- Stepless clamping force control
- Aluminum base
- **Max. clamping force: 140 N/cm²**
- **Magnetic field height: ~10 mm**
- **Max. pole plate wear: ~8 mm**

Catalog No.	A mm	B mm	C mm	F mm	G mm	Threaded holes	Weight kg
PM01201-200x80	200	80	150	4.5	182	4xM8	13
PM01201-250x80	250	80	200	4.5	232	4xM8	20
PM01201-300x85	300	85	250	4.5	285	4xM8	27
PM01201-350x85	350	85	300	4.4	334	4xM8	37
PM01201-400x100	400	100	300	5.0	350	6xM10	56
PM01201-500x100	500	100	400	5.0	450	6xM10	90

Other sizes available on request

PM01202 Permanent Magnetic Clamping Chucks

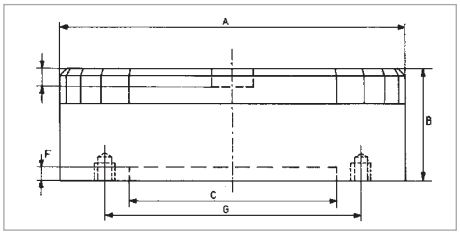

Applications:

- Turning, grinding
- Clamping of thin-wall workpieces

Features:

- Pole pitch p = 9 mm (4 mm St / 1.5 mm Ne / 2 mm St / 1.5 mm Ne)
- Strong permanent ceramic magnets
- Concentric grooves on the pole plate to simplify workpiece alignment
- Stepless clamping force control
- Aluminum base
- **Max. clamping force: 80 N/cm²**
- **Magnetic field height: ~4 mm**
- **Max pole plate wear: 8 mm**
- Other sizes available on request

Catalog No.	A mm	B mm	C mm	F mm	G mm	Threaded holes	Weight kg
PM01202-100x62	100	62	70	2.5	91	3xM5	3
PM01202-130x62	130	62	90	2.5	120	4xM6	5
PM01202-160x75	160	75	125	3.0	142	4xM8	8
PM01202-200x80	200	80	150	4.5	182	4xM8	13
PM01202-250x80	250	80	200	4.5	232	4xM8	20
PM01202-300x85	300	85	250	4.5	285	4xM8	27

PM01203 Permanent Magnetic Clamping Chucks

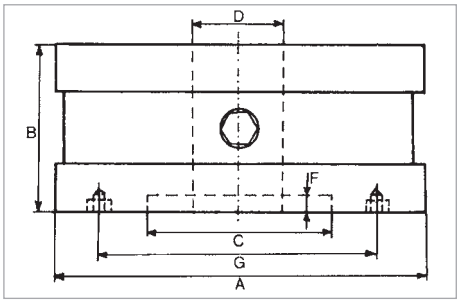

Applications:

- Turning, grinding
- Clamping of ring workpieces (bearings, sleeves, spacer rings, etc.)

Features:

- Radial pole pitch
- Through alignment holes for alignment tools and coolant (optional; installed by the manufacturer)
- Concentric grooves on the pole plate to simplify workpiece alignment
- The pole pitch is perfect for a radial arrangement of pole pads.
- Stepless clamping force control
- **Max. clamping force: 100 N/cm²**
- **Magnetic field height: ~10 mm**
- Other sizes available on request

Catalog No.	A mm	B mm	C mm	D mm	F mm	G mm	Threaded holes	Weight kg
PM01203-150x68	150	68	50	24	5	80	4xM6	8
PM01203-180x68	180	68	60	27	5	100	4xM6	11
PM01203-200x68	200	68	60	30	5	110	4xM6	14
PM01203-250x68	250	68	80	50	5	140	4xM6	25
PM01203-300x78	300	78	150	58	6	180	4xM8	37
PM01203-350x78	350	78	170	58	6	220	4xM8	53
PM01203-400x78	400	78	200	58	8	260	4xM8	69
PM01203-500x78	500	78	200	58	8	300	4xM8	108

PM01204 Permanent Magnetic Clamping Chucks



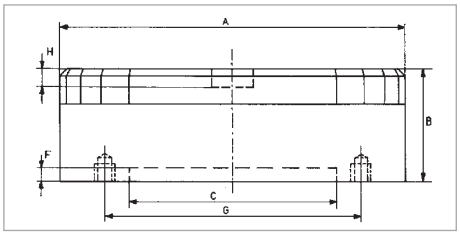

Applications:

- Clamping of ring workpieces (bearings, sleeves, spacer rings, etc.)
- Grinding and turning of parts unsuitable for standards chucks

Features:

- Parallel pole pitch p = 11 mm (8 mm Ne / 3 mm St)
- Stepless clamping force control
- Low weight
- **Max. clamping force: 120 N/cm²**
- **Magnetic field height: 10 mm**
- **Max. pole plate wear: 5 mm**
- Other sizes available on request

Catalog No.	A mm	B mm	C mm	F mm	G mm	Threaded holes	Weight kg
PM01204-125x55	125	55	100	4	112	4xM6	4.5
PM01204-160x55	160	55	125	4	140	4xM8	7.5
PM01204-200x55	200	55	160	4	180	4xM8	12.0
PM01204-250x55	250	55	200	4	224	4xM10	18.0
PM01204-315x55	315	55	250	4	280	4xM10	29.0
PM01204-400x55	400	55	315	4	355	4xM10	47.0

PM01205 Permanent Magnetic Clamping Chucks



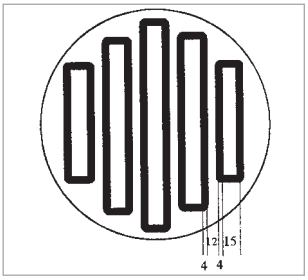

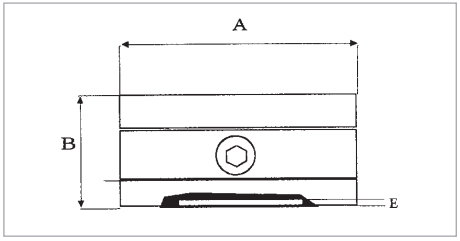

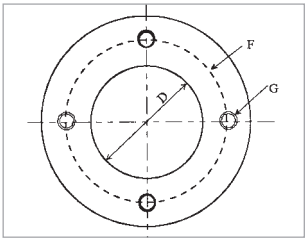

Applications:

- Clamping of ring workpieces (e.g. bearings, sleeves, spacer rings, etc.)
- Grinding, turning

Features:

- Parallel pole pitch p = 2 mm (1,5 mm St / 0.5 mm Ne)
- Stepless clamping force control
- **Max. clamping force: 80 N/cm²**
- **Magnetic field height: 15 mm**
- **Max. pole plate wear: 8 mm**
- Other sizes available on request

Catalog No.	A mm	B mm	D mm	E mm	F mm	Threaded holes G (mm)	Weight kg
PM01205-150x53	150	53	100	6	120	4xM6	6
PM01205-180x53	180	53	100	6	120	4xM6	9
PM01205-200x54	200	54	120	6	150	4xM6	11
PM01205-250x70	250	70	120	8	230	3xM10	23
PM01205-300x70	300	70	120	8	270	3xM10	33
PM01205-350x70	350	70	120	8	270	3xM10	45
PM01205-400x75	400	75	120	8	270	3xM10	63
PM01205-600x75	600	80	120	10	270	3xM10	150

PM01206 Permanent Magnetic Clamping Chucks



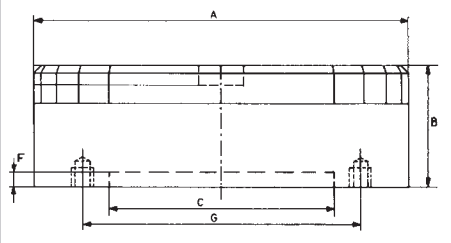

Applications:

- Clamping of small ring workpieces (e.g., bearings, sleeves, spacer rings, etc.)
- Grinding of small thin-wall parts

Features:

- Pole pitch p = 2 mm (1.5 mm St / 0.5 mm Ne)
- Clamping force: ~80 N/cm²
- Magnetic field height: 4 mm
- Max. pole plate wear: 4 mm
- Low height
- Low weight
- Uniform weight distribution
- Extra fine pole pitch
- Other sizes available on request

Catalog No.	A mm	B mm	C mm	F mm	G mm	Threaded holes	Weight kg
PM01206-060x50	60	50	30	2	41	3xM5	1
PM01206-080x50	80	50	50	3	70	3xM5	1.8
PM01206-100x43	100	50	60	4	85	3xM8	3
PM01206-130x50	130	50	90	4	115	3xM8	5
PM01206-160x43	160	50	120	4	140	3xM8	7
PM01206-200x43	200	52	160	4	180	4xM10	12
PM01206-250x45	250	52	200	4	230	4xM10	19

PM01207 Permanent Magnetic Clamping Chucks



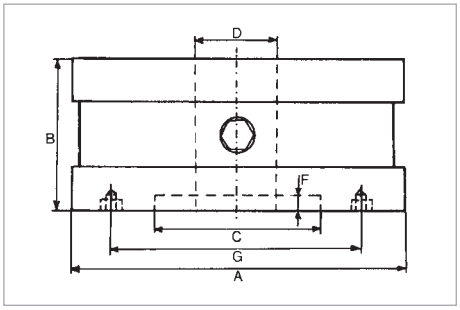

Applications:

- Grinding, turning
- Clamping of ring workpieces (bearings, sleeves, spacer rings, etc.)
- Balanced design for high rpms, intended for turning hard materials

Features:

- Radial pole pitch
- Through alignment holes for alignment tools or coolant are available on request
- Stepless clamping force control
- Max. clamping force: 140 N/cm²
- Magnetic field height: 10 mm
- Max. pole plate wear for 130 × 57 mm: ~3 mm, for other dimensions: 7 mm

Catalog No.	A mm	B mm	C mm	D mm	E mm	F mm	G mm	Threaded holes for E and G	Weight kg
PM01207-130x57	130	57	50	20	---	5	100	4xM6x12	6
PM01207-150x57	150	57	50	24	80	5	120	4xM6x12	8
PM01207-200x57	200	57	60	30	110	5	180	4xM6x12	13
PM01207-250x70	250	70	80	50	140	5	220	4xM6x12	24
PM01207-300x73	300	73	150	58	180	6	260	4xM8x16	36
PM01207-350x73	350	73	170	58	220	6	300	4xM8x16	48
PM01207-400x75	400	75	200	58	260	8	340	4xM8x16	64
PM01207-500x77	500	77	200	75	300	8	400	4xM8x16	106
PM01207-600x77	600	77	250	100	350	8	450	4xM10x20	150

Other sizes available on request

Max rpm	
for 130...150 mm diameter	2,500 min^{-1}
for 200 mm diameter	2,000 min^{-1}
for 250 mm diameter	1,500 min^{-1}
for 300 mm diameter	1,200 min^{-1}
for 350 mm diameter	1,100 min^{-1}
for 400 mm diameter	900 min^{-1}
for 500 mm diameter	700 min^{-1}
for 600 mm diameter	600 min^{-1}

PM01301 Permanent Magnetic L-Blocks

Applications:

- Horizontal grinding

Features:

- St 52 steel clamping L-block
- The scope of delivery includes: P01105 permanent magnetic clamping plate, pole pitch p = 1.9 mm
- Stoppers can be installed on the long and short sides
- Brazed pole plate, solid body
- Removable switch
- Electric or combined electric / permanent magnetic plates are available on request and for extra charge.
- **Max. clamping force: 130 N/cm²**
- **Magnetic field height: 6 mm**
- **Max. pole plate wear: 8 mm**
- **Parallelism and angularity: 0.005 / 100 mm**

Catalog No.	Length mm	Width mm	Height mm	Weight kg
PM01301-250x150	250	150	190	38.5
PM01301-300x150	300	150	190	46.0
PM01301-350x150	350	150	190	52.0
PM01301-400x200	400	200	240	75.0
PM01301-500x200	500	200	240	95.0

Other sizes available on request

PM01401 Permanent Magnetic Clamping Block



Applications:

- Grinding, EDM, milling

Features:

- 3 magnetic clamping surfaces
- Stoppers can be installed on the long and short sides are available.
- Brazed pole plate, solid body
- Removable switch
- With the steel base, the clamping magnet can be installed on the existing camping system (e.g., an electric magnet.)
- **Max. clamping force: 130 N/cm²**
- **Magnetic field height: 12 mm**
- **Max. pole plate wear: 6 mm**

Catalog No.	Length mm	Width mm	Height mm	Weight kg
PM01401-230x100	230	100	100	20

Other sizes available on request

PM01402 Permanent Magnetic Clamping Block

Applications:

- Grinding
- EDM

Features:

- Single magnetic clamping surface
- Stoppers can be installed on the long and short sides are available.
- **Max. clamping force: 80 N/cm²**
- **Magnetic field height: 6 mm**
- **Max. pole plate wear: 6 mm**
- **Pole pitch p = 1.3 mm**

Catalog No.	Length mm	Width mm	Height mm	Weight kg
PM01402-125x50	125	50	35	1.5
PM01402-180x50	180	50	35	2.2
PM01402-250x50	250	50	35	3.1

Group 2

Electromagnetic Clamping Systems

Electromagnetic Clamping Plates

Round Electromagnets

Electromagnetic Clamping Blocks

Electromagnetic Bars



EM02101 Electromagnetic Clamping Plate



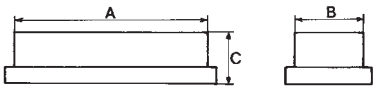

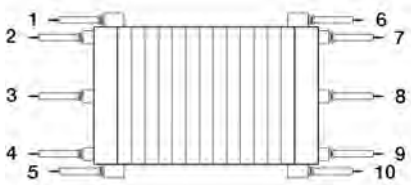

Applications:

- Grinding and other jobs which require workpiece clamping
- Small and midsize workpieces clamping

Features:

- Fine transverse pole pitch p = 4 mm (3 mm St / 1 mm Ne)
- The system is provided with stoppers
- Clamping brackets included
- Power options: 24 V or 110 V / DC (other voltage options available on request)
- 3 m cable (other lengths available on request)
- Variable options for cable output (see the electric diagram)
- **Max. clamping force: 100 N/cm²**
- **Magnetic field height ~6 mm above the pole plate**
- **Max pole plate wear ~7 mm**
- **Control module available on request**

Catalog No.	A mm	B mm	C mm	Power W	Weight kg
EM02101-250x150	250	150	75	71	17
EM02101-300x150	300	150	75	78	20
EM02101-400x150	400	150	75	96	27
EM02101-400x200	400	200	75	113	35
EM02101-500x200	500	200	75	166	43
EM02101-600x200	600	200	75	143	53
EM02101-600x300	600	300	75	228	80
EM02101-800x200	800	200	75	204	82
EM02101-800x300	800	300	75	304	107
EM02101-800x400	800	400	75	405	142
EM02101-1000x200	1000	200	75	275	105
EM02101-1000x300	1000	300	75	380	133
EM02101-1000x400	1000	400	75	506	178
EM02101-1000x500	1000	500	75	633	223
EM02101-600x400	600	400	75	304	107

Other sizes available on request

EM02102 Electromagnetic Clamping Plate

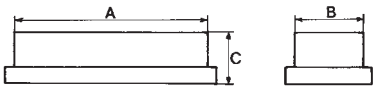

Applications:

- Grinding
- Midsize and large workpieces clamping

Features:

- Variable transverse pole pitch (p) up to 19 mm (5 + 0.5 + 5 + 0.5 + 5 + 3 mm)
- Power: 110 V or DC supply (other voltage options available on request)
- Front cable output (other options available on request)
- Standard configuration includes two stoppers
- **Max. clamping force: 100 N/cm²**
- **Magnetic field height: ~8 mm**
- **Max pole plate wear ~7 mm**
- **Control module available on request**

Catalog No.	A mm	B mm	C mm	Power W	Weight kg	Pole Pitch Configuration, mm
EM02102-400x200	400	200	73	70	50	19
EM02102-600x200	600	200	73	85	75	19
EM02102-600x250	600	250	73	106	94	19
EM02102-600x300	600	300	73	130	108	19
EM02102-800x300	800	300	73	150	144	19
EM02102-1000x250	1000	250	73	190	150	19
EM02102-1000x300	1000	300	73	235	180	19
EM02102-1000x400	1000	400	73	280	203	19
EM02102-1000x500	1000	500	73	330	348	19
EM02102-1200x600	1200	600	73	430	430	19
EM02102-1500x300	1500	300	83	283	300	19
EM02102-1500x400	1500	400	83	428	337	19
EM02102-1500x500	1500	500	83	552	434	19
EM02102-1500x600	1500	600	83	540	538	19

Other sizes available on request

EM02104 Electromagnetic Clamping Plate



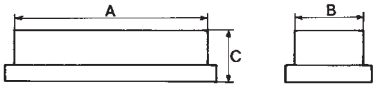

Applications:

- Grinding and other jobs which require workpiece clamping
- Clamping of small workpieces

Features:

- Transverse pole pitch p = 9 mm
- Side and front stoppers included
- Clamping brackets are not included (available on request)
- Power: 110 V or DC supply (other voltage options available on request)
- 2 m cable (other lengths available on request)
- Front cable output
- Low weight
- Low mounting height
- **Max. clamping force: 120 N/cm²**
- **Max pole plate wear: 7 mm**
- **Magnetic field height: ~8 mm**
- **Control module available on request**

Catalog No.	A mm	B mm	C mm	Power W	Weight kg
EM02104-250x150	250	150	77	71	17
EM02104-300x150	300	150	77	78	20
EM02104-350x150	350	150	77	73	23
EM02104-400x150	400	150	77	96	27
EM02104-450x150	450	150	77	91	30
EM02104-400x200	400	200	77	113	35
EM02104-450x200	450	200	77	108	38
EM02104-500x200	500	200	77	166	43
EM02104-600x200	600	200	77	143	53
EM02104-600x250	600	250	77	190	67

Other sizes available on request

EM02201 Round Electromagnet

Applications:

- Clamping, positioning, and handling of small and heavy workpieces in machine and tools manufacturing
- The best clamping force is ensured by contact with the entire surface of electromagnets

Features:

- Standard devices have free cable ends
- Rear side of the magnet has a threaded hole in the center
- Voltage: 24 V (other voltage options available on request)
- Cable output at the rear of the magnet
- Rated voltage: 24 V
- **Max operating temperature: 45 C**
- **Ingress protection: body: IP 65 / connector: IP 00**
- **Control module available on request**
- **A cross member with magnets available on request**

Catalog No.	Diameter mm	Height mm	Thread	Power W	Clamping Force kg	Weight kg
EM02201-20x14	20	14	M3x10	4	2	0.04
EM02201-30x18	30	18	M5x15	6	15	0.08
EM02201-40x22	40	22	M6x15	9	36	0.20
EM02201-60x28	60	28	M6x15	13	90	0.50
EM02201-70x32	70	32	M8x20	20	110	0.80
EM02201-80x35	80	35	M10x25	22	165	1.20
EM02201-100x40	100	40	M10x25	25	290	1.90

EM02202 Round Electromagnet

Applications:

- Handling of small and heavy parts in machine and tools manufacturing, steelworks assembly
- NOT SUITABLE for handling heavy workpieces without appropriate safety measures
- The best clamping force is ensured by contact with the entire surface of electromagnets

Features:

- Crane lifting lug at the rear of the magnet
- Voltage: 110 V (other voltage options available on request)
- Cable output on top of the magnet
- Rated voltage: 110 V
- Primary voltage: 230 V (integrated rectifier)

Catalog No.	Diameter mm	Magnet height mm	Power W	Clamping Force kg	Weight kg
EM02202-200x100	200	100	200	500	20
EM02202-300x130	300	130	400	750	55
EM02202-400x130	400	130	600	1750	105
EM02202-500x130	500	130	1200	2500	180
EM02202-600x150	600	150	1200	3500	230

EM02301 Electromagnetic Clamping Block



Applications:

- Ideal auxiliary workpiece clamper
- The best clamping option for small and midsize workpieces thanks to two opposite clamping surfaces and a range of magnetic pole options
- An independent magnetic field and opposite poles ensure that the magnets are securely fixed to the machine table while clamping the workpiece being machined

Features:

- Transverse pole pitch at the clamping side 1 p = 11 mm
- Longitudinal pole pitch at the clamping side 2 p = 4.5 mm
- Voltage: 24 V / DC (other voltage options available on request)
- 2 m cable (other lengths available on request)
- Front cable output
- **Max. clamping force: 80 N/cm²**

Catalog No.	Length mm	Width mm	Height mm	Power W	Weight kg
EM02301-150x75	150	75	75	24	5.4
EM02301-200x75	200	75	75	31	6.8

Other sizes available on request

EM02401 Electromagnetic Bar



Applications:

- Workpiece clamping, positioning, and handling
- For machine and tool manufacturing

Features:

- A split magnetic system with two bolted parts
- Voltage: 24 V / DC (other voltage options available on request)
- Cable output at the rear of the magnet
- Threaded connection holes can be used for attachment
- **Ingress protection: IP 65**
- **Magnetic bar selector is available on request**

Catalog No.	Length mm	Width mm	Height mm	Hole	Hole Pitch, mm	Power W	Clamping Force N	Weight kg
EM02401-100x40	100	40	35	2xM8	40	9	800	0.8
EM02401-150x40	150	40	35	2xM8	60	11	1400	1.1
EM02401-200x40	200	40	35	2xM8	80	13	2000	1.5
EM02401-300x40	300	40	35	2xM8	150	19	2800	2.2
EM02401-400x40	400	40	35	2xM8	240	28	4500	2.9
EM02401-500x40	500	40	35	2xM8	300	40	5600	3.7
EM02401-600x40	600	40	35	3xM8	245	46	7000	4.5

Other sizes available on request

Group 3

Combined Electric / Permanent Magnetic Clamping Systems

Combined Electric / Permanent Magnetic Clamping Plates

Combined Electric / Permanent Magnetic Chucks



EP03100 Combined Electric / Permanent Magnetic Clamping Plate

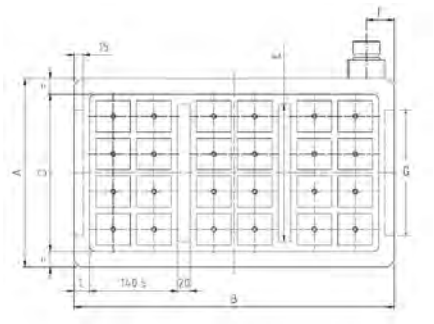

Applications:

- High-power milling
- Bed millers, horizontal and vertical multifunctional machining tools

Features:

- Segmented pole pitch p = 32 x 32 mm / M8 thread
- High-density, low magnetic field without a pole plate
- Magnetic field ~8 mm above the pole plate
- Absolute safety in case of power loss
- High precision
- No heat generated
- Permanent magnets are combined with magnetic coils, which use voltage impulses for activation/deactivation only
- EP03100 is mostly used for clamping parts of regular shape and low height
- **Clamping force: ~120 N/cm²**
- **Height: 55 mm**

Scope of delivery:

- 5 m cable
- Quick-release cable connector (fast and safe disconnection after magnetizing/demagnetizing)
- Front and side attachment points
- Mobile and fixed pole shoes and a control module are not included

Catalog No.	B mm	A mm	Height mm	Number of Poles	Weight kg
EP03100-315x150	315	150	55	16	20
EP03100-315x315	315	315	55	48	40
EP03100-430x200	430	200	55	70	35
EP03100-430x430	430	430	55	84	70
EP03100-600x315	600	315	55	98	73
EP03100-600x430	600	430	55	140	98

EP03101 Combined Electric / Permanent Magnetic Clamping Plate

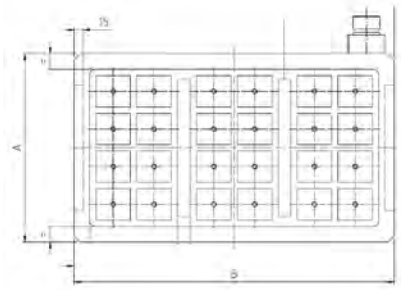

Applications:

- High-power milling
- Bed millers, horizontal and vertical multifunctional machining tools

Features:

- Segmented pole pitch p = 50 x 50 mm / M8 thread
- High-density, low magnetic field without a pole plate
- Magnetic field ~8 mm above the pole plate
- Absolute safety in case of power loss
- High precision
- No heat generated
- Permanent magnets are combined with magnetic coils, which use voltage impulses for activation/deactivation only
- EP03101 is mostly used for clamping parts of regular shape and low height
- **Clamping force: ~130 N/cm²**
- **Height: 66 mm**

Scope of delivery:

- 5 m cable
- Quick-release cable connector (fast and safe disconnection after magnetizing/demagnetizing)
- Front and side attachment points
- Mobile and fixed pole shoes and a control module are not included

Catalog No.	B mm	A mm	Height mm	Number of Poles	Weight kg
EP03101-240x230	240	230	66	9	26
EP03101-320x230	320	230	66	12	33
EP03101-385x230	385	230	66	15	40
EP03101-510x230	510	230	66	18	53
EP03101-670x230	670	230	66	24	70
EP03101-830x230	830	230	66	30	87
EP03101-1000x230	1000	230	66	36	105
EP03101-315x315	315	315	66	16	50
EP03101-430x315	430	315	66	24	65
EP03101-500x315	500	315	66	24	75
EP03101-600x315	600	315	66	32	95
EP03101-830x300	830	300	66	40	115
EP03101-1000x300	1000	300	66	48	137
EP03101-430x430	430	430	66	36	85
EP03101-600x430	600	430	66	48	120
EP03101-800x430	800	430	66	60	160
EP03101-500x500	500	500	66	42	115
EP03101-800x500	800	500	66	70	180
EP03101-1000x500	1000	500	66	84	230
EP03101-600x600	600	600	66	64	165
EP03101-1000x600	1000	600	66	96	270

EP03102 Combined Electric / Permanent Magnetic Clamping Plate

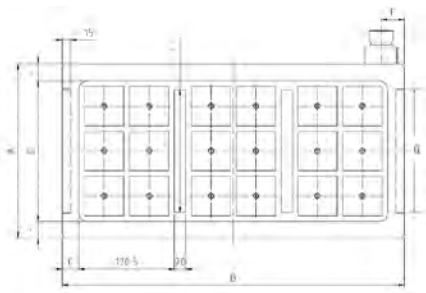

Applications:

- High-power milling
- Bed millers, horizontal and vertical multifunctional machining tools

Features:

- Segmented pole pitch p = 70 x 70 mm / M10 thread
- High-density, low magnetic field without a pole plate
- Magnetic field ~12 mm above the pole plate
- Absolute safety in case of power loss
- High precision
- No heat generated
- Permanent magnets are combined with magnetic coils, which use voltage impulses for activation/deactivation only
- EP03102 is mostly used for clamping large workpieces of medium thickness with a regular air gap
- **Clamping force: ~130 N/cm²**
- **Height: 66 mm**

Scope of delivery:

- 5 m cable
- Quick-release cable connector (fast and safe disconnection after magnetizing/demagnetizing)
- Front and side attachment points
- Mobile and fixed pole shoes and a control module are not included

Catalog No.	B mm	A mm	Height mm	Number of Poles	Weight kg
EP03102-230x230	230	230	66	4	27
EP03102-310x230	310	230	66	6	36
EP03102-420x230	420	230	66	8	48
EP03102-610x230	610	230	66	12	70
EP03102-800x230	800	230	66	16	92
EP03102-1000x230	1000	230	66	20	115
EP03102-310x310	310	310	66	9	48
EP03102-420x310	420	310	66	12	65
EP03102-600x315	600	315	66	18	86
EP03102-800x315	800	315	66	24	120
EP03102-1000x310	1000	310	66	30	155
EP03102-430x430	430	430	66	16	85
EP03102-600x430	600	430	66	24	120
EP03102-800x430	800	430	66	32	160
EP03102-1000x390	1000	390	66	40	195
EP03102-1200x390	1200	390	66	48	235
EP03102-800x500	800	500	66	40	180
EP03102-1000x500	1000	500	66	50	230
EP03102-1200x470	1200	470	66	60	300
EP03102-500x500	500	500	66	25	115
EP03102-600x600	600	600	66	36	165
EP03102-800x600	800	600	66	48	220
EP03102-1000x600	1000	600	66	60	277

EP03103 Combined Electric / Permanent Magnetic Clamping Plate



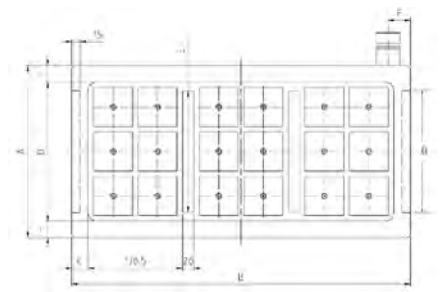

Applications:

- High-power milling
- Bed millers, horizontal and vertical multifunctional machining tools

Features:

- Segmented pole pitch p = 70 x 70 mm / M10 thread
- High-density, low magnetic field without a pole plate
- Magnetic field ~18 mm above the pole plate
- Absolute safety in case of power loss
- High precision
- No heat generated
- Permanent magnets are combined with magnetic coils, which use voltage impulses for activation/deactivation only
- EP03103 is mostly used for clamping thick parts with a large air gap
- **Clamping force: ~150 N/cm²**
- **Height: 86 mm**

Scope of delivery:

- 5 m cable
- Quick-release cable connector (fast and safe disconnection after magnetizing/demagnetizing)
- Front and side attachment points
- Mobile and fixed pole shoes and a control module are not included

Catalog No.	B mm	A mm	Height mm	Number of Poles	Weight kg
EP03103-230x230	230	230	86	4	32
EP03103-310x230	310	230	86	6	43
EP03103-420x230	420	230	86	8	59
EP03103-610x230	610	230	86	12	85
EP03103-800x230	800	230	86	16	112
EP03103-1000x230	1000	230	86	20	140
EP03103-310x310	310	310	86	9	58
EP03103-420x310	420	310	86	12	79
EP03103-600x315	600	315	86	18	115
EP03103-800x315	800	315	86	24	150
EP03103-1000x310	1000	310	86	30	190
EP03103-430x430	430	430	86	16	110
EP03103-600x430	600	430	86	24	155
EP03103-800x430	800	430	86	32	207
EP03103-1000x390	1000	390	86	40	236
EP03103-1200x390	1200	390	86	48	285
EP03103-800x500	800	500	86	40	240
EP03103-1000x500	1000	500	86	50	305
EP03103-1200x470	1200	470	86	60	340
EP03103-500x500	500	500	86	25	147
EP03103-600x600	600	600	86	36	216
EP03103-800x600	800	600	86	48	290

EP03104 Type A Combined Electric / Permanent Magnetic Clamping Plate



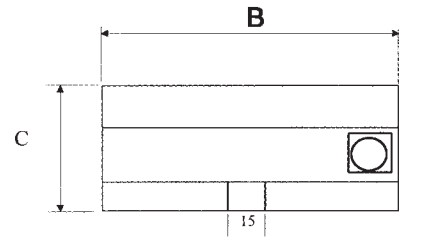

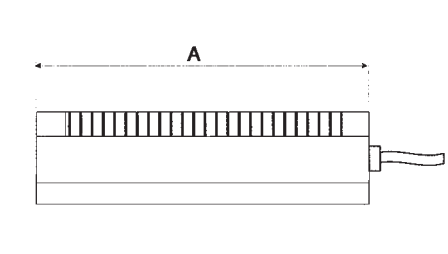

Applications:

- Grinding
- Midsize and large workpieces clamping

Features:

- Transverse pole pitch p = 20 mm (15 mm St / 5 mm Me)
- Strong magnetic field
- Magnetic field ~8 mm above the pole plate
- Absolute safety in case of power loss
- High precision
- No heat generated
- Low mounting height
- Permanent magnets are combined with magnetic coils, which use voltage impulses for activation/deactivation only
- **Clamping force: ~100 N/cm²**
- **Max pole plate wear: 6 mm**

Scope of delivery:

- 5 m cable
- Side and front stoppers

- **Control module not included (see Group 4)**
- **Holes for plate attachment to machine table according to customer's specification**
- **Special plates with a demagnetizing unit for high-alloy steels are available on request**

Catalog No.	A mm	B mm	C mm	Weight kg
EP03104-300x150	300	150	71	32
EP03104-400x200	400	200	71	33
EP03104-450x160	450	160	71	35
EP03104-500x200	500	200	71	60
EP03104-600x200	600	200	71	57
EP03104-600x300	600	300	70	85
EP03104-800x300	800	300	70	118
EP03104-1000x300	1000	300	70	155
EP03104-600x400	600	400	70	120
EP03104-700x400	700	400	70	138
EP03104-800x400	800	400	70	160
EP03104-1000x400	1000	400	70	205
EP03104-1200x400	1200	400	75	245
EP03104-800x500	800	500	70	195
EP03104-1000x500	1000	500	70	255
EP03104-1200x500	1200	500	75	304
EP03104-1200x600	1200	600	80	360
EP03104-1500x500	1500	500	75	380
EP03104-1500x600	1500	600	80	450

Other sizes available on request

EP03104 Type B Combined Electric / Permanent Magnetic Clamping Plate



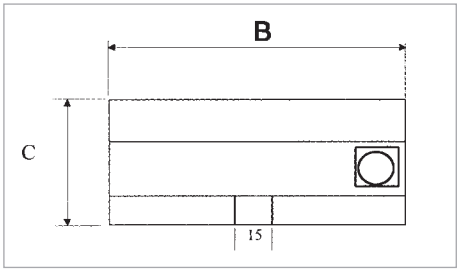

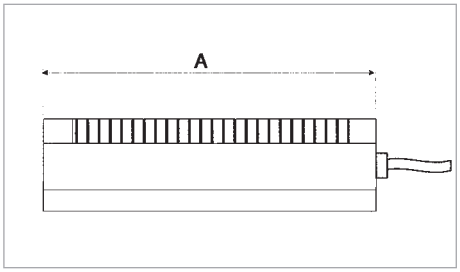

Applications:

- Grinding, EDM
- Small and midsize workpieces clamping

Features:

- Transverse pole pitch p = 9 mm (6 mm St / 3 mm Me)
- Strong magnetic field
- Magnetic field ~8 mm above the pole plate
- Absolute safety in case of power loss
- High precision
- No heat generated
- Low mounting height
- Permanent magnets are combined with magnetic coils, which use voltage impulses for activation/deactivation only
- **Clamping force: ~80 N/cm²**
- **Max pole plate wear: 6 mm**

Scope of delivery:

- 5 m cable
- Side and front stoppers

- **Control module not included (see Group 4)**
- **Holes for plate attachment to machine table according to customer's specification**
- **Special plates with a demagnetizing unit for high-alloy steels are available on request**

Catalog No.	A mm	B mm	C mm	Weight kg
EP03104-800x300	800	300	81	134
EP03104-1000x300	1000	300	81	176
EP03104-600x400	600	400	81	136
EP03104-800x400	800	400	81	181
EP03104-1000x400	1000	400	81	232
EP03104-1000x500	1000	500	81	289

Other sizes available on request

EP03105 Combined Electric / Permanent Magnetic Clamping Plate



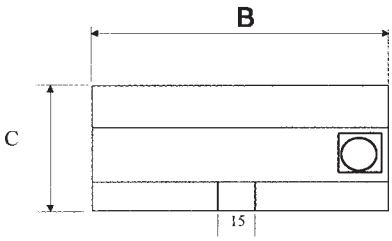

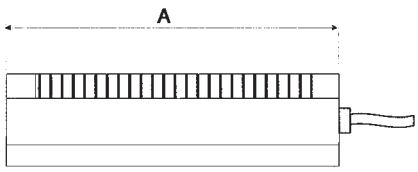

Applications:

- Grinding
- Clamping of small, thin-wall workpieces

Features:

- Up to 600 x 300 mm: transverse pole pitch p = 3.8 mm (3 mm St / 0.8 mm Ne)
- 600 x 400 mm and more: transverse pole pitch p = 10 mm (5 mm St / 5 mm Ne)
- Strong magnetic field
- Absolute safety in case of power loss
- High precision
- No heat generated
- Low mounting height
- Permanent magnets are combined with magnetic coils, which use voltage impulses for activation/deactivation only
- **Clamping force: ~80 N/cm²**
- **Max pole plate wear: 6 mm**
- **Edge clamp for attachment to machine table**

Scope of delivery:

- 5 m cable
- Side and front stoppers

- **Control module not included (see Group 4)**

Catalog No.	A mm	B mm	C mm	Weight kg
EP03105-200x100	200	100	81	15
EP03105-300x150	300	150	81	34
EP03105-400x200	400	200	81	35
EP03105-500x200	500	200	81	51
EP03105-600x200	600	200	81	61
EP03105-400x300	400	300	81	52
EP03105-500x300	500	300	81	64
EP03105-600x300	600	300	81	91
EP03105-600x400	600	400	71	120
EP03105-800x400	800	400	71	160
EP03105-800x500	800	500	71	195
EP03105-1000x400	1000	400	71	205
EP03105-1000x500	1000	500	71	255

Other sizes available on request

EP03201 Combined Electric / Permanent Magnetic Chucks



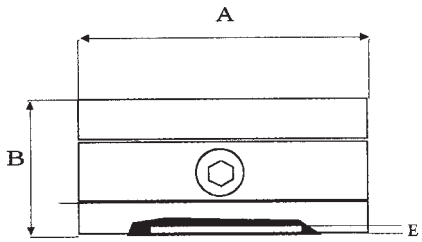

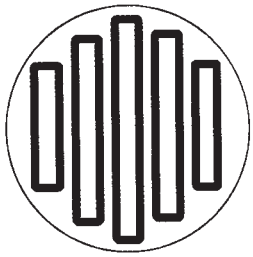

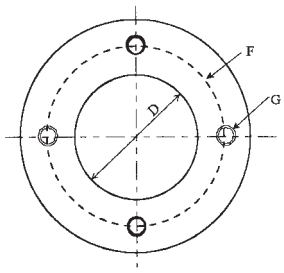

Applications:

- Precise grinding of small and midsize workpieces
- Designed for cylindrical grinders

Features:

- Transverse pole pitch p = 21.5 mm (15 mm St / 6.5 mm Ne)
- High-density, low magnetic field
- Magnetic field ~12 mm above the pole plate
- Absolute safety in case of power loss
- Permanent magnets are combined with magnetic coils, which use voltage impulses for activation/deactivation only
- No heat generated
- High precision
- **Clamping force: ~80 N/cm²**

Scope of delivery:

- 5 m cable
- Quick-release cable connector (fast and safe disconnection after magnetizing/demagnetizing)
- **Control module not included (see Group 4)**

- **A commutator to supply power to the rotating electric / permanent magnetic chuck is available on request**
- **Threaded holes and center alignment can be performed on request according to your specification**

Catalog No.	A mm	B mm	D mm	F mm	G mm	E mm	Weight kg
EP03201-250x69	250	68	120	230	M10	8	35
EP03201-300x69	300	68	120	270	M10	8	50
EP03201-400x69	400	68	120	270	M10	8	88
EP03201-500x69	500	68	120	270	M10	8	153
EP03201-600x74	600	74	180	270	M10	8	195

Other sizes available on request

EP03202 Combined Electric / Permanent Magnetic Chucks

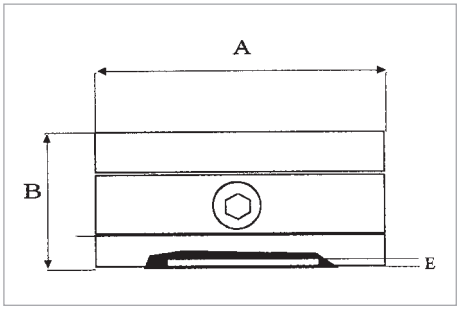

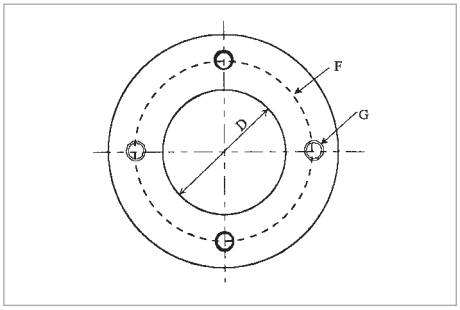

Applications:

- Grinding and turning of large ring/disk-shaped workpieces
- Designed for cylindrical grinders, horizontal and vertical lathes

Features:

- Radial pole pitch
- Absolute safety in case of power loss
- Permanent magnets are combined with magnetic coils, which use voltage impulses for activation/deactivation only
- No heat generated
- **Clamping force: ~140 N/cm²**

Scope of delivery:

- 5 m cable
- Quick-release cable connector (fast and safe disconnection after magnetizing/demagnetizing)
- Control module not included (see Group 4)

- A commutator to supply power to the rotating electric / permanent magnetic chuck is available on request
- Threaded holes and center alignment can be performed on request according to your specification
- The number of pole pairs depends on workpiece diameter and thickness
- Upon request, the pole plate can be made with grooves for radially attachment of adjustable pole shoes for ring workpiece machining

Catalog No.	A mm	B mm	D mm	F mm	G mm	E mm	Weight kg
EP03202-250x100	250	100	120	230	M10	8	35
EP03202-300x100	300	100	120	270	M10	8	55
EP03202-400x100	400	100	120	270	M10	8	85
EP03202-500x100	500	100	120	270	M10	8	140
EP03202-600x100	600	100	120	270	M10	8	200
EP03202-800x100	800	100	120	270	M10	8	380

Other sizes available on request

Group 4

Accessories for Magnetic Clamping Systems

Bar blocks

Round grooved clamping plates

Pole extenders for combined electric / permanent magnet clamping plates

Holders for magnetic chucks

Demagnetizers

Magnetic measurement instruments

Demagnetizing and control modules

Accessories for demagnetizing and control modules



MZ04101 Bar Blocks for Magnetic Clamping Plates



Applications:

- with magnetic clamping plates for machining geometric and irregularly shaped workpieces

Features:

- Longitude and transverse pole arrangement, prisms
- Rigid, solid structure, hard silver brazing alloy
- Deformation-resistant
- High magnetic permeability not affecting the clamping force of the magnetic clamping plate
- Can be deeply embedded
- High dimensional precision

Transverse pole arrangement, no prism

Catalog No.	Length mm	Width mm	Height mm	Features
MZ04101-001	150	75	25	pcs.
MZ04101-002	150	75	40	pcs.
MZ04101-003	150	100	25	pcs.
MZ04101-004	150	100	40	pcs.
MZ04101-005	150	150	25	pcs.
MZ04101-006	150	200	25	pcs.
MZ04101-007	150	250	25	pcs.
MZ04101-008	250	75	25	pcs.
MZ04101-009	250	75	40	pcs.
MZ04101-010	250	100	25	pcs.
MZ04101-011	250	100	40	pcs.
MZ04101-012	250	150	25	pcs.
MZ04101-013	250	200	25	pcs.
MZ04101-014	250	250	25	pcs.
MZ04101-015	300	150	25	pcs.
MZ04101-016	300	200	25	pcs.
MZ04101-017	300	250	25	pcs.
MZ04101-018	400	75	25	pcs.
MZ04101-019	400	75	40	pcs.
MZ04101-020	400	100	25	pcs.
MZ04101-021	400	100	40	pcs.
MZ04101-022	400	150	25	pcs.
MZ04101-023	400	200	25	pcs.
MZ04101-024	400	250	25	pcs.
MZ04101-025	500	75	25	pcs.
MZ04101-026	500	75	40	pcs.
MZ04101-027	500	100	25	pcs.
MZ04101-028	500	100	40	pcs.

Other sizes available on request

MZ04101 Bar Blocks for Magnetic Clamping Plates (continued)

Longitude pole arrangement, no prism

Catalog No.	Length mm	Width mm	Height mm	Features
MZ04101-29	320	75	25	pcs.
MZ04101-30	320	100	40	pcs.
MZ04101-31	650	75	25	pcs.
MZ04101-32	650	100	40	pcs.

Transverse pole arrangement, 90-degree prism

Catalog No.	Length mm	Width mm	Height mm	Features
MZ04101-33	65	40	60	pair
MZ04101-34	100	80	40	pair

Transverse pole arrangement, no prism

Catalog No.	Length mm	Width mm	Height mm	Features
MZ04101-35	72	45	22	pair
MZ04101-36	100	70	42	pair

Catalog No.	Length mm	Width mm	Height mm	Description	Features
MZ04101-37	54	67	47	Transverse pole arrangement, 90-degree prism	pair
MZ04101-38	57	32	15	Transverse pole arrangement	pair
MZ04101-39	97	57	26	Transverse pole arrangement	pair
MZ04101-40	97	52	22	Transverse pole arrangement	pair

MZ04102 Bar Blocks in a Case

Applications:

- with magnetic clamping plates for machining geometric and irregularly shaped workpieces

Features:

- Longitude and transverse pole arrangement, prisms
- Pole pitch p = 6 mm
- Hard silver brazing alloy

Catalog No.	Description
MZ04102-1	Full package: 8 bar blocks in a case,
	MZ04101-37 to MZ04101-40 catalog numbers (2 pcs. each)

MZ04201 Grooved Clamping Plates for Magnetic Chucks

Applications:

- Extra clamping for workpieces on permanent magnet chucks in our range PM01203 and PM01207

Features:

- Radial pole pitch
- Max groove depth: 14 mm

Catalog No.	Diameter mm	Height mm	Weight kg	Number of poles
MZ04201-1	130	20	1.7	10
MZ04201-2	150	20	3.0	10
MZ04201-3	200	20	5.0	12
MZ04201-4	250	20	8.0	16
MZ04201-5	300	20	14.0	16
MZ04201-6	350	20	19.0	20
MZ04201-7	400	20	25.0	20
MZ04201-8	500	20	37.0	24
MZ04201-9	600	20	57.0	30

Other sizes available on request

MZ04202 Grooved Clamping Plates for Magnetic Chucks



Applications:

- Extra clamping for workpieces workpieces on PM01201 permanent magnet chucks series

Features:

- Parallel pole pitch p = 4 mm (3 mm St / 1 mm Ne)
- Max groove depth: 14 mm

Catalog No.	Diameter, mm	Height mm	Weight kg
MZ04201-1	160	25	4.0
MZ04201-2	200	25	6.0
MZ04201-3	250	25	10.0
MZ04201-4	300	25	14.0
MZ04201-5	350	25	19.0
MZ04201-6	400	25	25.0

Other sizes available on request

MZ04301 Pole Extender

Accessory for series EP03101 combined electric / permanent magnetic clamping plates

Applications:

- Movable pole extenders for clamping wave-shaped and bended metallic parts. Adaptable to the workpiece shape, secure holding.

- You can choose specific workpiece-to-magnetic clamping plate interface points.

- Quick installation/removal of the pole extenders allows for drilling and machining inner faces of the workpieces held by the magnets.

Catalog No.	Designation	Length mm	Width mm	Height mm
MZ04301-1	Fixed pole shoes	50	50	32
MZ04301-2	Fixed pole shoes	50	50	54
MZ04301-4	Moveable pole shoe	50	50	29-35
MZ04301-5	Fixed pole shoe (round)	-	-	32

Other sizes available on request

MZ04302 Pole Extender

Accessory for series EP03102 + EP03103 combined electric / permanent magnetic clamping plates

Applications:

- Movable pole extenders for clamping wave-shaped and bended metallic parts. Adaptable to the workpiece shape, secure holding.

- You can choose specific workpiece-to-magnetic clamping plate interface points.

- Quick installation/removal of the pole extenders allows for drilling and machining inner faces of the workpieces held by the magnets.

Catalog No.	Designation	Length mm	Width mm	Height mm
MZ04302-1	Fixed pole shoes	70	70	47
MZ04302-2	Fixed pole shoes	70	70	30
MZ04302-4	Moveable pole shoe	70	70	40.5 - 50.5

Other sizes available on request

MZ04401 Short-taper Adapter for Magnetic Chucks

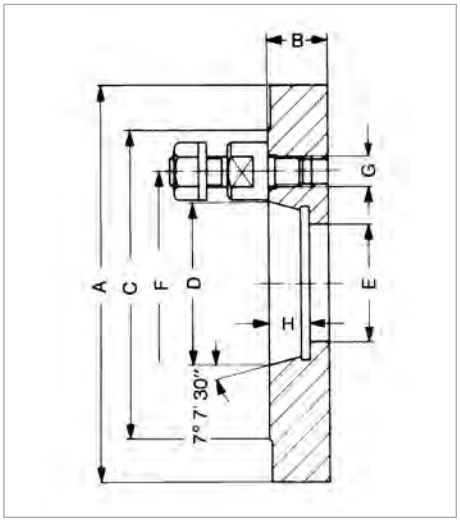

Applications:

- Clamp flange connection, DIN 55027 (55022)

Features:

- **Bayonet disk lock**
- Spindle side flange finish compliant to DIN, ISO
- Magnetic / chuck mating side is selected to match the machine tool. Please specify the diameter and the flange hole arrangement when making an order
- Assembled chuck and flange available for extra charge

Catalog No.	A/Taper mm	Short-taper dimension mm	Hole E mm	B mm	C mm	D mm	F mm	G mm	H mm	Number of studs	Weight kg
MZ04401-1	125	3	40	19	102	53.975	75.0	M10	13	3	2.3
MZ04401-2	125	4	40	19	112	63.513	85.0	M10	13	3	2.2
MZ04401-3	160	3	40	21	102	53.975	75.0	M10	13	3	3.9
MZ04401-4	200	4	50	21	112	63.513	85.0	M10	13	3	6.4
MZ04401-5	250	4	61	21	112	63.513	85.0	M10	13	3	10.2
MZ04401-6	315	5	63	26	135	82.563	104.8	M10	16	4	18.6
MZ04401-7	400	6	63	31	170	106.375	133.4	M12	17	4	35.0
MZ04401-8	500	8	80	41	220	139.719	171.4	M16	19	4	62.0
MZ04401-9	500	11	80	41	290	196.869	235.0	M20	21	6	67.0

Other sizes available on request

MZ04402 Short-taper Adapter for Magnetic Chucks

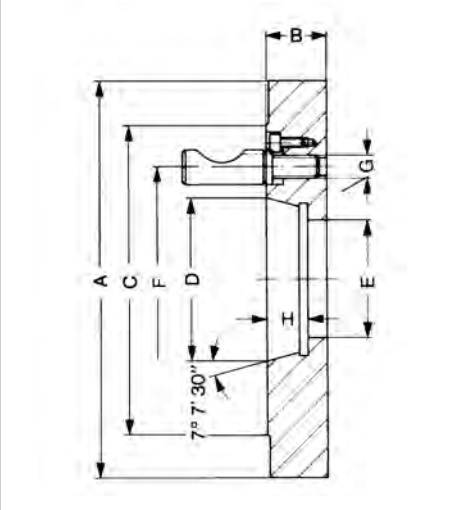

Applications:

- For flange clamping devices compliant to DIN 55029

Features:

- **With a camlock eccentric clamp**
- Spindle side flange finish compliant to DIN, ISO
- Magnetic / chuck mating side is selected to match the machine tool. Please specify the diameter and the flange hole arrangement when making an order
- Assembled chuck and flange available for extra charge

Catalog No.	A/Taper mm	Short-taper dimension mm	Hole E, mm	B mm	C mm	D mm	F mm	G mm	H mm	Number of studs	Weight kg
MZ04402-1	125	3	40	27	92.10	53.975	70.66	7/16-20	13	3	2.3
MZ04402-2	125	4	40	28	117.50	63.513	82.55	7/16-20	13	3	2.2
MZ04402-3	160	3	40	27	92.10	53.975	70.66	7/16-20	13	3	3.9
MZ04402-4	200	4	50	28	117.50	63.513	82.55	7/16-20	13	3	6.4
MZ04402-5	250	4	61	28	117.50	63.513	82.55	7/16-20	13	3	10.2
MZ04402-6	315	5	63	31	146.00	82.563	104.80	0.5-20	16	6	18.6
MZ04402-7	400	6	63	36	181.00	106.375	133.40	5/8-18	17	6	35.0
MZ04402-8	500	8	80	41	225.40	139.719	171.40	0.75-16	19	6	62.0
MZ04402-9	500	11	80	45	298.40	196.869	235.00	7/8-14	21	6	67.0

Other sizes available on request

Available on request — Morse tapers for magnetic chucks

MZ04501 Plate Demagnetizer



Applications:

- Easy removal of residual workpiece magnetization

Features:

- Size 1/2 with two split pole plates, grooved, silicone plate with low power loss
- Size 1/2: 10 min demagnetization period
- Size 3/4/5: 100% demagnetization
- The sizes shall always match the pole surface sizes

Operation:

- To demagnetize a workpiece, move it in the same direction (single or multiple passes) across the pole plate
- When the indicator is on, the device is ready for operation

Catalog No.	Length mm	Width mm	Height mm	Voltage	Power W	Weight kg	Features
MZ04501-1	160	120	115	230V/50Hz	300	5.5	Split pole plates
MZ04501-2	220	170	122	230V/50Hz	660	12.0	Split pole plates
MZ04501-3	250	180	86	230V/50Hz	350	11.0	
MZ04501-4	281	266	86	230V/50Hz	350	14.0	
MZ04501-5	400	300	86	230V/50Hz	350	19.0	

MZ04502 Plate Demagnetizer

Applications:

- Easy removal of residual workpiece magnetization

Features:

- Size 1: Put the workpieces on the device to demagnetize
- Size 2...4: Move the workpieces steadily over the pole plate to demagnetize
- The sizes shall always match the pole surface sizes
- Max demagnetization time: 30 min

Operation:

- Refer to the Features section for the demagnetization procedure
- When the indicator is on, the device is ready for operation

Catalog No.	Length mm	Width mm	Height mm	Pole surface mm	Voltage	Power W	Weight kg	Features
MZ04502-1	200	170	70	200x170	230V/50Hz	300	3.2	Put on top
MZ04502-2	225	200	125	225x200	230V/50Hz	660	20.0	Move across the surface
MZ04502-3	375	200	125	375x200	230V/50Hz	350	32.0	Move across the surface
MZ04502-4	525	200	125	525x200	230V/50Hz	350	46.0	Move across the surface

MZ04503 Manual Demagnetizer

Applications:

- For heavy workpieces that cannot be moved across the pole plate (casting molds, sheet metal die blocks, etc.)

Features:

- Solid body
- Safety switch (on/off)
- Low weight

Operation:

- To demagnetize a workpiece, move the demagnetizer in the same direction (single or multiple passes) above the workpiece

Catalog No.	Length mm	Width mm	Height mm	Power VA	Voltage	Weight kg
MZ04503-1	135	95	66	400	230V/50Hz	3.0

MZ04504 Tunnel Demagnetizer

Applications:

- Easy removal of residual workpiece magnetization
- Perfect choice for conveyors
- For hard-to-demagnetize workpieces, low-frequency generators can also be installed as an option

Features:

- For convenient demagnetization in batch production
- Ingress protection: IP 65
- Polymer-embedded coil

Operation:

- When the indicator is on, the device is ready for operation
- Workpiece travel velocity in the tunnel is about 0.2 m/sec
- The workpieces are demagnetized by transportation over a manual-driven device, or on a powered conveyor belt

Catalog No.	Length mm	Width mm	Height mm	Aperture mm	Voltage	Power VA	Weight kg
MZ04504-1	185	150	210	50 (round)	230V/50Hz	1000	8.0
MZ04504-2	250	220	255	100 (round)	380V/50Hz	2000	20.0
MZ04504-3	300	220	325	150 (round)	380V/50Hz	2000	25.0
MZ04504-4	400	220	425	200 (round)	380V/50Hz	3000	50.0
MZ04504-5	400	200	325	200 x 100 (rectangular)	380V/50Hz	4800	25.0
MZ04504-6	500	200	325	300 x 100 (rectangular)	380V/50Hz	4000	32.0
MZ04504-7	420	200	375	200 x 150 (rectangular)	380V/50Hz	3300	34.0
MZ04504-8	500	200	375	300 x 150 (rectangular)	380V/50Hz	4800	46.0

MZ04601 Manual Magnetometer

Applications:

- Residual magnetization of workpieces may negatively impact manufacturing downstream process. For this reason, magnetic field strength should be measured prior to and after workpiece demagnetization

Features:

- LED screen, 0...1999 Gs range
- Battery-powered (commercially available 9 V batteries can be used)
- Built-in light

Attention! Never expose the device to fields generated by permanent magnets (magnetic clamping plates, etc.)

Catalog No.	Length mm	Width mm	Height mm	Weight kg
MZ04601-1	70	60	25	0.2

MZ04602 Residual Magnetism Gauss Meter

Applications:

- Measures magnetic field strength and identifies poles of permanent magnet / DC coils.

Features:

- Lightweight and durable
- 0 to1999 mT (1 mT = 10 Gs) range
- Polarity indicator (green: south pole / red: north pole)
- Max ambient temperature: +50 C
- LED screen
- Battery-powered (commercially available 9 V batteries can be used)
- Transverse probe, manual

Catalog No.	Length mm	Width mm	Height mm	Weight kg
MZ04602-1	140	63	30	0.13

MZ04603 Magnetic Pole Polarity Indicator

Applications:

- Must-have for technical colleges, automotive and electrical engineering companies

Operation:

- To identify the polarity, bring the polarity indicator tip to the pole in question. The instrument would instantly display S or N (south or north pole.) The letter S or N identifies the polarity.

Case included

Catalog No.	Length mm	Width mm	Height mm	Weight kg
MZ04603-1	130	22	10	0.025

MZ04604 Tesla Meter

Applications:

- Measures residual workpiece magnetization prior to and after demagnetization
- Measures magnetic induction

Features:

- Power options: disposable batteries, rechargeable batteries, mains power supply
- 160 h max operating time, fast measurements
- Can be connected to PC via USB port for data upload
- Free software included (Windows XP/7/8 compatible)
- Unit of measurement: mT (millitesla)
- Probe included

Catalog No.	Length mm	Width mm	Height mm
MZ04604-1	140	64	30
MZ04604-2	65	3.5	1.0

MZ04701 Demagnetizing and Control Module

Applications:

- The module controls combined electric / permanent magnetic clamping plates, EP03101...EP03202 series chucks, and HM06401...HM06501 series combined electric / permanent magnetic lifting devices

Features:

- CPU-controlled power supply
- Fast magnetization and demagnetization
- Easy workpiece/chip removal after demagnetization
- Safety switch can be connected to the control system to prevent machining when the demagnetizer is off
- Easy installation with magnetic band on the rear side
- 380 V / 50 Hz primary circuit
- Control box dimensions: 325 x 160 x 100 mm
- Control panel dimensions: 100 x 40 x 30 mm
- Control box weight: 6.0 kg
- Control panel weight: 0.25 kg

Catalog No.	Description
MZ04701-1	For EP03101 / EP03102 / EP03103 combined electric / permanent magnetic clamping plates
	Max number of poles: 84 (EP03101), 66 (EP03102), 50 (EP03103)
MZ04701-2	For EP03101 / EP03102 / EP03103 combined electric / permanent magnetic clamping plates
	Number of poles: 85+ (EP03101), 67+ (EP03102), 51+ (EP03103)
MZ04701-3	For EP03104 / EP03105 / EP03201 / EP03302 combined electric / permanent magnetic clamping plates
	Max clamping surface area: 5,000 cm²
MZ04701-4	For EP03104 / EP03105 / EP03201 / EP03302 combined electric / permanent magnetic clamping plates
	Clamping surface area: 5,000 cm² and more
MZ04701-5	For EP03104 / EP03105 combined electric / permanent magnetic clamping plates with adjustable holding force
	Max clamping surface area: 5,000 cm²
MZ04701-6	For EP03104 / EP03105 combined electric / permanent magnetic clamping plates with adjustable holding force
	Clamping surface area: 5,000 cm² and more
MZ04701-7	For EP03101 / EP03102 / EP03103 combined electric / permanent magnetic clamping plates
	Max number of poles: 84 (EP03101), 66 (EP03102), 50 (EP03103) per output
	Two-channel control for operating two clamping plates in two selectable configurations: individually and jointly switchable
MZ04701-8	For EP03101 / EP03102 / EP03103 combined electric / permanent magnetic clamping plates
	Max number of poles: 84 (EP03101), 66 (EP03102), 50 (EP03103) per output
	Multichannel control for operating up to 4 clamping plates in two selectable configurations: individually and jointly switchable
MZ04701-9	For EP03101 / EP03102 / EP03103 combined electric / permanent magnetic clamping plates
	Max number of poles: 84 (EP03101), 66 (EP03102), 50 (EP03103) per output
	Multichannel control for operating up to 8 clamping plates in two selectable configurations: individually and jointly switchable
MZ04701-10	For EP03104 / EP03105 / EP03201 / EP03302 combined electric / permanent magnetic clamping plates
	Max clamping surface area: 5,000 cm²
	Two-channel control for operating two clamping plates in two selectable configurations: individually and jointly switchable

MZ04702 Control and Demagnetizing Module (Mounting Options)

Applications:

- The module controls combined electric / permanent magnetic clamping plates and EP03101...EP03202 series chucks

Features:

- The control system is supplied as a separate PCB. It can be embedded directly into the machine tool control system
- CPU-controlled power supply
- Fast magnetization and demagnetization
- Easy workpiece/chip removal after demagnetization
- Safety switch can be connected to the control system to prevent machining when the demagnetizer is off
- 380 V / 50 Hz primary circuit
- Control PCB dimensions: 325 x 160 x 50 mm / Weight: 2.3 kg
- **Control panel is required (catalog No. MZ04801)**

Catalog No.	Description
MZ04702-1	For EP03101 / EP03102 / EP03103 combined electric / permanent magnetic clamping plates
	Max number of poles: 84 (EP03101), 66 (EP03102), 50 (EP03103)
MZ04702-2	For EP03101 / EP03102 / EP03103 combined electric / permanent magnetic clamping plates
	Number of poles: 85+ (EP03101), 67+ (EP03102), 51+ (EP03103)
MZ04702-3	For EP03104 / EP03105 / EP03201 / EP03302 combined electric / permanent magnetic clamping plates
	Max clamping surface area: 5,000 cm²
MZ04702-4	For EP03104 / EP03105 / EP03201 / EP03302 combined electric / permanent magnetic clamping plates
	Clamping surface area: 5,000 cm² and more
MZ04702-5	For EP03101 / EP03102 / EP03103 combined electric / permanent magnetic clamping plates
	Max number of poles: 84 (EP03101), 66 (EP03102), 50 (EP03103) per output
	Two-channel control for operating two clamping plates in two selectable configurations: individually and jointly switchable
MZ04702-6	For EP03101 / EP03102 / EP03103 combined electric / permanent magnetic clamping plates
	Max number of poles: 84 (EP03101), 66 (EP03102), 50 (EP03103) per output
	Multichannel control for operating up to 4 clamping plates in two selectable configurations: individually and jointly switchable
MZ04702-7	For EP03101 / EP03102 / EP03103 combined electric / permanent magnetic clamping plates
	Max number of poles: 84 (EP03101), 66 (EP03102), 50 (EP03103) per output
	Multichannel control for operating up to 8 clamping plates in two selectable configurations: individually and jointly switchable

MZ04801 Control Panel

for series MZ04701 and MZ04702 demagnetizing and control modules

Applications:

- Control unit for combined electric / permanent magnetic clamping plates and EP03101...EP03202 series chucks

Features:

- Scope of delivery: 3 m power cord
- Main control unit has a connector for the control panel
- 8 holding force settings (MZ04801-2)

Catalog No.	Length mm	Width mm	Height mm	Weight kg	Features
MZ04801-1	100	40	30	0.25	No adjustment
MZ04801-2	100	40	30	0.25	Adjustable

Group 5

Sine Tables

Sine tables w/o a magnetic clamping plate

Sine tables with a magnetic clamping plate

Since tables with a bottom clamp



ST05101 Sine Table w/o a Magnetic Clamping Plate

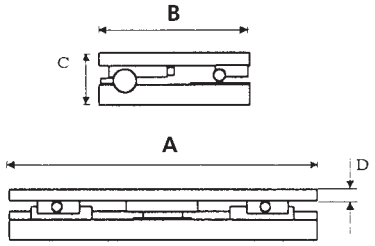

Applications:

- Grinding, EDM, measurements
- Machining and measurements of high-precision tilted parts

Features:

- Rotation about the long axis, no magnetic clamping plate
- Solid steel structure without magnetic clamping plate
- Key component and support surfaces are quenched to 55...62 HRC hardness
- Clamping device under the intermediate plate enables rotation
- Optional holes for Vices and other tools are available on request
- Angular accuracy: +/- 5 sec
- Flatness: +/- 0.005/100 mm

Operation:

- Angle measurement principle: block gauges, sine estimation up to 45 (a table of sines is included)

Catalog No.	A mm	B mm	C mm	Weight kg
ST05101-140x70	140	70	50	6
ST05101-150x150	150	150	50	11
ST05101-200x100	200	100	50	13
ST05101-255x130	255	130	50	15
ST05101-250x150	250	150	50	18
ST05101-300x150	300	150	50	23
ST05101-350x150	350	150	50	26
ST05101-400x150	400	150	50	29
ST05101-400x200	400	200	50	33
ST05101-450x150	450	150	50	36
ST05101-500x200	500	200	50	44
ST05101-500x250	500	250	50	45
ST05101-600x200	600	200	50	54
ST05101-600x250	600	250	50	54

Other dimensions and configurations are available on request

ST05102 Sine Table w/o a Magnetic Clamping Plate

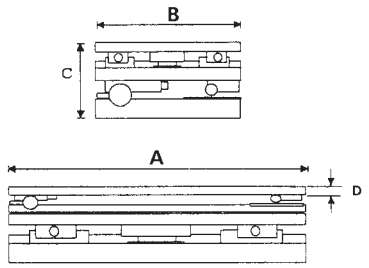

Applications:

- Grinding, EDM, measurements
- Machining and measurements of high-precision tilted parts

Features:

- Rotation about the long and the short axis, no magnetic clamping plate
- Solid steel structure with a magnetic clamping plate
- Key component and support surfaces are quenched to 55...62 HRC hardness
- Clamping device under the intermediate plate enables rotation
- Angular accuracy: +/- 5 sec
- Flatness: +/- 0.005/100 mm
- Optional holes for Vices and other tools are available on request

Operation:

- Angle measurement principle: block gauges, sine estimation up to 45 (a table of sines is included)

Catalog No.	A mm	B mm	C mm	Weight kg
ST05102-200x100	200	100	78	10
ST05102-255x130	255	130	78	19
ST05102-250x150	250	150	78	22
ST05102-300x150	300	150	78	24
ST05102-350x150	350	150	78	28
ST05102-400x150	400	150	78	32
ST05102-400x200	400	200	78	36
ST05102-450x150	450	150	78	39
ST05102-500x200	500	200	78	41

Other dimensions and configurations are available on request

ST05201 Sine Table with a Magnetic Clamping Plate

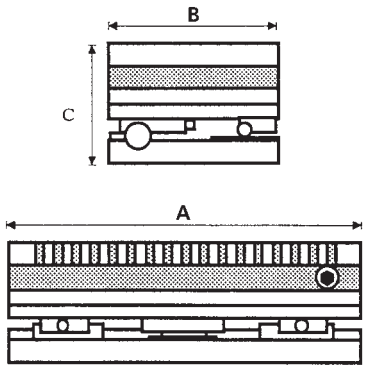

Applications:

- Grinding, EDM, measurements
- Machining and measurements of high-precision tilted parts

Features:

- Rotation about the long axis, PM01110 magnetic clamping plate
- Solid steel structure with a magnetic clamping plate
- Key component and support surfaces are quenched to 55...62 HRC hardness
- Clamping device under the magnetic plate enables rotation
- Angular accuracy: +/- 5 sec
- Flatness: +/- 0.005/100 mm
- Max clamping force: 100 N/cm²
- Magnetic field height: ~5 mm
- Max. pole plate wear: 6 mm
- Pole pitch: 1.9 mm

Operation:

- Angle measurement principle: block gauges, sine estimation up to 45 (a table of sines is included)
- On request sine tables can be equipped with electric release plates or combined electric / permanent magnetic plates

Catalog No.	A mm	B mm	C mm	Weight kg
ST05201-160x70	160	70	82	13
ST05201-150x150	150	150	82	25
ST05201-200x100	200	100	82	27
ST05201-255x130	255	130	82	35
ST05201-250x150	250	150	82	42
ST05201-300x150	300	150	82	51
ST05201-350x150	350	150	82	58
ST05201-400x150	400	150	82	63
ST05201-400x200	400	200	82	73
ST05201-450x150	450	150	82	73
ST05201-500x200	500	200	82	80
ST05201-500x250	500	250	82	98
ST05201-600x200	600	200	82	102
ST05201-600x250	600	250	80	117

Other dimensions and configurations are available on request

ST05202 Sine Table with a Magnetic Clamping Plate

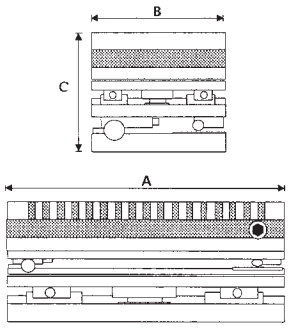

Applications:

- Grinding, EDM, measurements
- Machining and measurements of high-precision tilted parts

Features:

- Rotation about the long and the short axis, PM01110 magnetic clamping plate
- Solid steel structure with a magnetic clamping plate
- Key component and support surfaces are quenched to 55...62 HRC hardness
- Clamping device under the magnetic plate enables rotation
- Angular accuracy: +/- 5 sec
- Flatness: +/- 0.005/100 mm
- Max clamping force: 100 N/cm²
- Magnetic field height: ~5 mm
- Max. pole plate wear: 6 mm
- Pole pitch: 1.9 mm

Operation:

- Angle measurement principle: block gauges, sine estimation up to 45 (a table of sines is included)
- On request sine tables can be equipped with electric release plates or combined electric / permanent magnetic plates

Catalog No.	A mm	B mm	C mm	Weight kg
ST05202-200x100	200	100	110	17
ST05202-255x130	255	130	110	33
ST05202-250x150	250	150	110	35
ST05202-300x150	300	150	110	43
ST05202-350x150	350	150	110	52
ST05202-400x150	400	150	110	60
ST05202-400x200	400	200	110	68
ST05202-450x150	450	150	110	70
ST05202-500x200	500	200	110	85

Other dimensions and configurations are available on request

ST05203 Sine Table Easily Tilted about the Short Axis

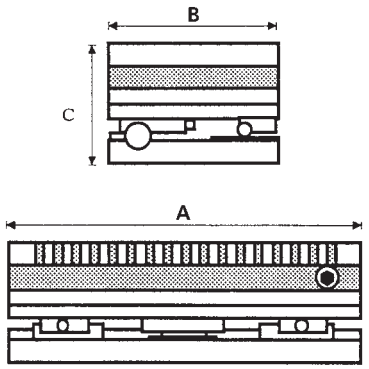

Applications:

- Grinding, EDM, measurements
- Machining and measurements of high-precision tilted parts

Features:

- Rotation about the short axis, PM01110 magnetic clamping plate
- Solid steel structure with a magnetic clamping plate
- Key component and support surfaces are quenched to 55...62 HRC hardness
- Clamping device under the magnetic plate enables rotation
- Angular accuracy: +/- 5 sec
- Flatness: +/- 0.005/100 mm
- Max clamping force: 100 N/cm²
- Magnetic field height: ~5 mm
- Max. pole plate wear: 6 mm
- Pole pitch: 1.9 mm

Operation:

- Angle measurement principle: block gauges, sine estimation up to 45 (a table of sines is included)
- On request sine tables can be equipped with electric release plates or combined electric / permanent magnetic plates

Catalog No.	A mm	B mm	C mm	Weight kg
ST05203-175x100	190	140	76	20
ST05203-250x150	265	190	76	25
ST05203-255x130	270	170	76	23
ST05203-300x150	315	190	76	30
ST05203-350x150	365	190	76	35
ST05203-400x150	415	190	88	40
ST05203-400x200	415	240	88	55
ST05203-500x200	515	240	88	80

Other dimensions and configurations are available on request

ST05301 Sine Table with a Bottom Clamp

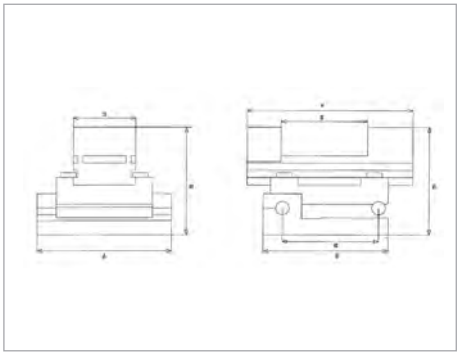

Applications:
- Grinding, EDM, measurements
- Machining and measurements of high-precision tilted parts

Features:
- Rotation about the long axis with a high-precision clamping device VS13102
- Solid steel structure with a high-precision clamping device
- Key component and support surfaces are quenched to 55...62 HRC hardness
- Clamping device under the magnetic clamping plate enables rotation
- Angular accuracy: +/- 5 sec
- Flatness:+/- 0.005/100 mm
- Size 1 with a clamping Vice: VS 13102-1
- Size 2 with a clamping Vice: VS 13102-2
- Size 3 with a clamping Vice: VS 13102-3

Sine tables tilted about the short axis are available on request

Operation:

- Angle measurement principle: block gauges, sine estimation up to 45° (a table of sines is included)
- Sine tables with a spindle Vice are available on request

Catalog No.	A mm	B mm	C mm	D mm	E mm	F mm	G mm
ST05301-1	140	130	100	50	0-75	140	100
ST05301-2	172	130	115	60	0-90	172	100
ST05301-3	190	130	125	70	0-100	190	100

Other dimensions and configurations are available on request

Group 6

Magnetic hoisting devices

Permanent lifting magnets

Accessories for permanent lifting magnets

Magnetic conveyor

Combined electric / permanent magnet modules

Combined electric / permanent lifting magnets

Electric lifting magnets

HM06101 Permanent Lifting Magnet

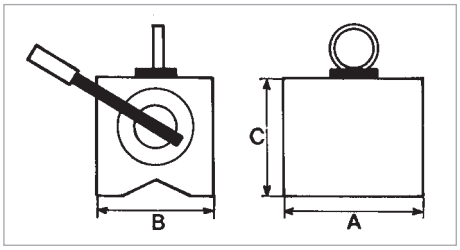

Applications:

- Safe handling of flat and round objects up to 2,000 kg
- For steel/cast parts, plates, rods, and pipes

Features:

- Compact design with permanent neodymium magnets
- Low deadweight to load ratio
- Convenient and safe lockable selector lever
- Chamfered pole shoes perfect for objects with high-quality surface finish
- **Safety margin: 3:1**
- **Max operating temperature: 80°C**

Catalog No.	A mm	B mm	C mm	Rated holding force, kg Flat objects	Rated holding force, kg Round objects	Max diameter Prism-shaped mount	Weight kg
HM06101-1	121	79	79	125	50	50-200	3.5
HM06101-2	189	79	79	250	100	50-300	6
HM06101-3	249	106	101	500	200	80-400	16
HM06101-4	342	133	131	1000	400	100-450	36
HM06101-5	383	166	171	1500	600	100-500	66
HM06101-6	457	166	171	2000	800	120-600	80

HM06103 Permanent Lifting Magnet

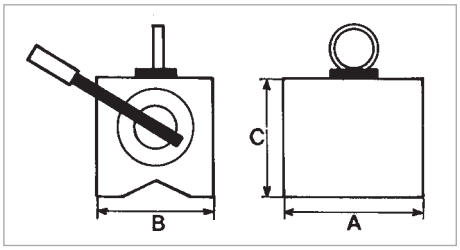

Applications:

- Safe handling of flat and round objects up to 2,000 kg
- For steel/cast parts, plates, rods, and pipes

Features:

- Compact design with permanent neodymium magnets
- Low deadweight to load ratio
- Convenient and safe lockable selector lever
- Long and thin, with prism-shaped grooves, especially suitable for lifting pipes, rods, and the like
- **Safety margin: 3:1**
- **Max operating temperature: 80°C**

Catalog No.	A mm	B mm	C mm	Rated holding force, kg Flat objects	Rated holding force, kg Round objects	Max diameter Prism-shaped mount	Weight kg
HM06103-1	95	60	110	125	50	50-100	3
HM06103-2	151	100	168	250	125	60-200	10
HM06103-3	246	120	168	500	250	65-270	19
HM06103-4	316	148	216	1000	500	100-300	36
HM06103-5	480	165	251	2000	1000	100-360	85
HM06101-6	373	165	251	1500	750	100-360	82

HM06104 Permanent Lifting Magnet

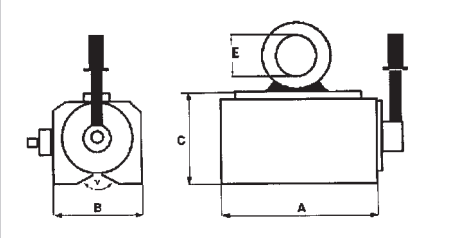

Applications:

- Compact handling/positioning lifting device for ferromagnetic workpieces

Features:

- Durable impact-resistant enclosure
- For activation/deactivation, turn the selector lever by 90° (two-arm safety interlock)
- Magnetic holding surface has two longwise poles and a lifting prism for flat/cylindrical parts
- Thanks to neodymium magnets, this series features extremely large lifting capacity to deadweight ratio
- **Safety margin: 3:1**
- **Max operating temperature: 300°C**

Catalog No.	A mm	B mm	C mm	E mm	Rated holding force, kg Flat objects	Rated holding force, kg Round objects	Max diameter Prism-shaped mount	Weight kg
HM06104-1	150	95	100	40	100	500	30-120	12
HM06104-2	200	95	100	40	250	125	30-240	16
HM06104-3	245	120	120	54	500	250	30-270	26
HM06104-4	370	180	200	75x100	1000	500	50-400	85

HM06106 Permanent Lifting Magnet

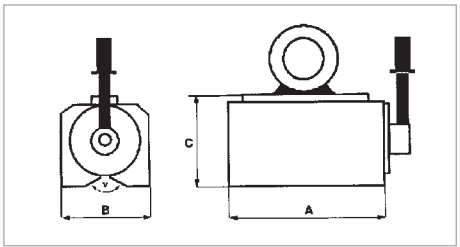

Applications:

- Safe handling of flat and round objects up to 6000 kg
- For steel/cast parts, plates, rods, and pipes

Features:

- Compact design with permanent neodymium magnets
- Low deadweight, extremely high lifting capacity
- Optimal performance with large air gaps, no dissipation fields
- Certified detachment force identified through a single test
- Convenient and safe lockable selector lever
- **The size 7 device is intended only for lifting flat parts at least 60 mm thick**
- **Safety margin: 3:1**
- **Max operating temperature: 80°C**

Catalog No.	A mm	B mm	C mm	Rated holding force, kg Flat objects	Rated holding force, kg Round objects	Max diameter Prism-shaped mount	Weight kg
HM06106-1	88	62	64	100	50	50-300	2.6
HM06106-2	158	92	88	300	150	50-400	9.0
HM06106-3	228	176	113	600	300	100-450	22.0
HM06106-4	258	176	158	1000	500	100-500	48.0
HM06106-5	378	234	206	2000	1000	120-600	110.0
HM06106-6	450	280	260	3000	1250	200-800	210.0
HM06106-7	600	430	350	6000	---	---	410.0

HM06201 Permanent Magnetic Lifting Device

Applications:

- Accessory for safe handling of plates and horizontal / vertical workpieces

Features:

- Compatible with our popular HM06103 series lifting magnets (other configurations available on request)
- **Lifting magnet not included**

Catalog No.	L mm	B mm	D mm	Weight w/o magnet, kg
HM06201-250	960	200	800	15
HM06201-500	1140	200	100	17
HM06201-1000	1200	260	1000	20

Group 6

HM06301 Permanent Magnetic Conveyor

Applications:

- Steel sheet handling and lifting

Features:

- High magnetic force
- Stable structure with a convenient release handle
- Compliance to German quality and safety standards confirmed by TÜV Hessen

*) Measured with a double margin using a 25 mm grinded thick piece of St 37 K. For oxide scale surface, only 1/3 of the holding force can be obtained.

Catalog No.	Length mm	Width mm	Lifting capacity N*	Pull force N*	Min sheet thickness, mm	Weight kg
HM06301-1	140	84	1200	700	1	1.4
HM06301-2	140	116	1700	1000	2	1.8
HM06301-3	180	160	3000	1800	2	3.5

Other sizes available on request

HM06302 Permanent Magnetic Conveyor with a Lifting Eye

Applications:

- Intended for crane handling of workpieces that cannot be moved manually

Features:

- Stable structure with a convenient workpiece release handle (in horizontal and vertical orientations)
- Compliance to German quality and safety standards confirmed by TÜV Hessen *) Measured with a double margin using a 25 mm grinded thick piece of St 37 K. For oxide scale surface, only 1/3 of the holding force can be obtained.

Catalog No.	Length mm	Width mm	Lifting capacity N*	Pull force N*	Min sheet thickness, mm	Weight kg
HM06302-1	290	125	2500	1000	4	7.2
HM06302-2	290	180	3000	1250	4	10.5

Other sizes available on request

HM06303 Permanent Magnetic Conveyor with a Lifting Eye



Applications:

- Steel sheet handling and lifting

Features:

- High magnetic force
- Stable structure with a convenient release handle

Catalog No.	Length mm	Width mm	Height mm	Clamping Force N	Min sheet thickness, mm	Weight kg
HM06303-1	200	65	65	500	3	3.4
HM06303-2	220	150	65	1000	3	11.8
HM06303-3	280	200	70	2000	4	19.5

Max workpiece dimensions for Size 1: 450 x 450 mm
Max workpiece dimensions for Size 2: 800 x 500 mm
Max workpiece dimensions for Size 3 1,000 x 600 mm

HM06304 Permanent Magnetic Conveyor with a Lifting Eye

Applications:

- Intended for steel sheet lifting and handling in horizontal and vertical orientations

Features:

- High magnetic force
- Stable structure with a convenient release handle
- **Triple safety margin in the lifting crane mode**
- **Max operating temperature: 80°C**

Catalog No.	Length mm	Width mm	Lifting capacity kg	Pull force kg	Min material thickness, mm	Weight kg
HM06304-1	190	110	200	110	3	4
HM06304-2	310	190	500	200	3	12

HM06401 Combined Electric / Permanent Magnet Module

Applications:

- Intended for handling small and midsize workpieces and parts
- Perfectly complements loading/unloading/handling devices for steel parts and mold
- Fast positioning using magnets
- Specifically designed for thin-wall workpieces, e.g. metal sheets 2 mm thick and higher

Features:

- Low deadweight to load ratio
- Absolute safety in case of power loss
- Cable output on top of the magnet
- Quick threaded cable connector
- Rated secondary voltage: 24 V
- Primary voltage: 230 or 380 V
- Please refer to Group 4 for the suitable control unit
- Customized spread bar configurations are available on request
- Prism-shaped locating surface for lifting flat and round parts
- **Safety margin: 3:1**

Catalog No.	Length mm	Width mm	Height mm	Holding force for flat objects, kg	Holding force for round objects, kg	Weight kg
HM06401-1	200	60	60	100	50	3.5
HM06401-2	300	60	60	150	75	6.0
HM06401-3	400	100	60	200	100	12.0

Other sizes available on request

HM06501 Combined Electric / Permanent Lifting Magnets

Applications:

- Intended for handling steel sheets, steel sections, rolled steel, etc.
- For gas and laser cutters
- For thin materials
- Quick transportation of heavy workpieces, instruments and ferromagnetic objects to workshop / storage

Features:

- A combination of permanent and electric magnets activated by 1 sec long current impulses. After that, the magnetic attraction force is maintained indefinitely
- A range of modular configurations is available
- Mounting holes or a lifting eye on top
- Cable output in the front (other configurations are available on request)
- Lifting eye and safety features (magnetization / demagnetization available only when no load is applied)
- The control system arrangement may be as shown, or as a separate unit
- **Safety margin: 3:1**

Catalog No.	Length mm	Width mm	Height mm	Rated holding force Flat material, kg	Min object thickness	Weight kg
HM06501-1	230	230	380	800	20	32
HM06501-2	420	230	380	1600	20	54
HM06501-3	420	390	380	3200	20	87

Other sizes available on request

HM06601 Electric Lifting Magnet

Applications:

- For lifting flat objects; permanent lifting magnet for handling heavy, bulky parts
- For sorting steel parts e.g. screws or nuts

Features:

- Voltage: 230 V (other voltage options available on request)
- Built-in rectifier
- Built-in switch
- 3 m long connecting cable, a lifting eye
- M16 / DIN 580 lifting eye, 35 mm dia., 54 mm terminal box height
- **The specified magnet height does not include the lifting eye and the rectifier**

Catalog No.	Diameter mm	Height mm	Power W	Detachment force kN	Weight kg
HM06601-1	130	50	48	10.5	7
HM06601-2	160	65	70	16.0	12
HM06601-3	180	70	90	19.0	15
HM06601-4	200	80	100	25.0	20
HM06601-5	250	100	160	41.0	37

The specified detachment force is valid for the optimal material thickness (25 mm), complete holding surface coverage, 0 mm air gap, St 37 material grade, and the coil ready for operation

Group 7

Release and separating magnets

Magnetic separators

Release magnets

Permanent magnet separation systems



SF07101 Permanent Magnetic Separator



Applications:

- Intended for removing iron contamination from granules and other bulk materials
- Can be used on piping, funnels, or chutes

Features:

- Magnetic system enclosure is made of corrosion- and wear-resistant stainless steel (grade 1.4301)
- Strong magnetic field
- Low material flow resistance
- Ceramic magnetic grid as standard
- **Max operating temperature: 150°C**
- **On request, neodymium magnets can be used. The choice depends on the required holding force: neodymium magnets are 5x stronger than ceramic ones (max operating temperature for neodymium is 100° C)**

Catalog No.	Diameter, mm		Height mm	Total aperture area cm²	Weight kg	Features
SF07101-1	100		40	39	0.5	Round
SF07101-2	150		40	92	1.5	Round
SF07101-3	200		40	126	3.0	Round
SF07101-4	250		40	210	4.0	Round
SF07101-5	300		40	236	5.0	Round
SF07101-6	350		40	409	7.0	Round
SF07101-7	400		40	512	8.0	Round
SF07101-8	450		40	550	10.0	Round
SF07101-9	500		40	780	13.0	Round
SF07101-10	550		40	948	16.0	Round
SF07101-11	600		40	1140	20.0	Round

Other sizes available on request

Catalog No.	Length mm	Width mm	Height mm	Total aperture area cm²	Weight kg	Features
SF07101-12	100	100	40	39	1.0	Rectangular
SF07101-13	150	150	40	88	2.0	Rectangular
SF07101-14	200	200	40	156	3.0	Rectangular
SF07101-15	250	250	40	255	5.0	Rectangular
SF07101-16	300	300	40	348	6.0	Rectangular
SF07101-17	400	400	40	617	9.0	Rectangular
SF07101-18	500	500	40	965	15.0	Rectangular
SF07101-19	600	600	40	1382	21.0	Rectangular

Other sizes available on request

SF07102 Separating Magnet

Applications:

- Separating magnets are intended for removing iron contamination from granules and other bulk materials
- Can be used on piping, funnels, or chutes

Features:

- Extremely powerful neodymium magnets are used. Set in stainless steel (1.4301) enclosure
- **Max operating temperature: 80°C**

Catalog No.	Length mm	Width mm	Height mm	Weight kg
SF07102-1	170	160	70	4.8
SF07102-2	170	200	70	5.7
SF07102-3	170	250	70	7.0

Other sizes available on request

SF07103 Rectangular Separating Magnet

Applications:

- Intended for removing iron-containing particles from continuous material flows (conveyor belts, chutes, slides, etc.)

Features:

- Strong neodymium magnets
- Deeply penetrating magnetic field for materials containing extremely small particles (< 5 µm)
- Corrosion-resistant enclosure
- Two mounting holes on the rear side
- **Max operating temperature: 80°C**
- **Max magnetic field capture depth: 125 mm**

Catalog No.	Length mm	Width mm	Height mm	Thread holes	Thread pitch mm	Weight kg
SF07103-1	50	104	41.5	2xM6	30	1.6
SF07103-2	92	104	41.5	2xM8	50	2.9
SF07103-3	134	104	41.5	2xM8	75	4.3
SF07103-4	176	104	41.5	2xM8	100	5.6
SF07103-5	218	104	41.5	2xM8	100	7.0
SF07103-6	260	104	41.5	2xM8	150	8.3
SF07103-7	302	104	41.5	2xM10	200	9.7
SF07103-8	344	104	41.5	2xM10	250	11.0
SF07103-9	386	104	41.5	2xM10	250	12.4
SF07103-10	428	104	41.5	2xM10	300	13.7
SF07103-11	470	104	41.5	2xM10	350	15.0
SF07103-12	512	104	41.5	2xM10	400	16.4

Other sizes available on request

SF07104 Magnetic Filtering Rod, Round

Applications:

- Magnetic filtering rods can be installed at any position in a flow of liquid or solid particles.

Features:

- Extremely powerful neodymium magnets are used. Set in stainless steel (1.4301) enclosure
- Both end faces of the enclosure have one M8 threaded hole each
- **Max operating temperature: 80°C**
- **Magnetic enclosure surface**
- **Other diameters available on request**

Catalog No.	Diameter mm	Length mm	Weight kg
SF07104-1	30	160	0.80
SF07104-2	30	200	1.00
SF07104-3	30	250	1.25
SF07104-4	30	300	1.50
SF07104-5	30	350	1.75
SF07104-6	30	400	2.00
SF07104-7	30	500	2.50
SF07104-8	30	600	3.00

Other sizes available on request

Group 7

SF07105 Magnetic Filtering Rod, Rectangular

Applications:

- Magnetic filtering rods can be installed at any position in a flow of liquid or solid particles.

Features:

- Extremely powerful neodymium magnets are used. Set in stainless steel (1.4301) enclosure
- Two M8 threaded mounting holes on the rear side
- **Max operating temperature: 80°C**
- **Magnetic plane**

Catalog No.	Length mm	Width mm	Height mm	Thread pitch mm	Weight kg
SF07105-1	230	50	50	100	2.70
SF07105-2	320	50	50	100	3.70
SF07105-3	230	100	50	100	5.35
SF07105-4	320	100	50	100	7.40
SF07105-5	320	150	50	100	11.00
SF07105-6	400	150	50	100	14.00

Other sizes available on request

SF07201 Release Magnet

Applications:

- For separating stacked steel sheets

Features:

- Lightweight metal box with a strong ceramic OXIT 300 magnet inside
- REMANIT high-grade steel cover plate
- Available in pairs
- **Single units available on request**

Catalog No.	Length mm	Width mm	Height mm	Weight kg	Features
SF07201-1	150	85	125	under 0.3	3.5
SF07201-2	180	100	150	0.3 - 0.6	6.5
SF07201-3	220	120	180	0.6 - 1.2	11.0

SF07202 Release Magnet

Applications:

- For separating stacked steel sheets

Features:

- With ceramic magnets
- Mounting holes on the rear side

Note:

- The quantity and size of the separating magnets depend on the following: size and thickness of the steel sheet, stack height, surface quality and condition of the steel sheet (moisture, etc.)
- Magnet cross section area (W x H) vs. steel sheet thickness

Up to 0.7 mm	70 x 30 mm
Up to 1.0 mm	105 x 30 mm
Up to 2.0 mm	105 x 50 mm
Up to 4.0 mm	180 x 190 mm 205 x 88 mm
Up to 6.0 mm	280 x 95 mm

- For lubricant-covered steel sheets, the number of magnets is doubled.

The length of the release magnet depends on the steel sheet stack height plus about a 10% margin

Catalog No.	Length mm	Width mm	Height mm	Thread holes	Thread pitch mm	Weight kg
SF07202-1	75	75	30	2xM8	50	1.0
SF07202-2	275	75	30	2xM8	250	3.7
SF07202-3	340	75	30	2xM8	250	4.5
SF07202-4	105	105	30	2xM8	50	1.9
SF07202-5	210	105	30	2xM8	100	3.9
SF07202-6	310	105	30	2xM8	200	5.7
SF07202-7	340	105	30	2xM8	250	6.3

Continued on the next page

SF07202 Release Magnet (continued)

Catalog No.	Length mm	Width mm	Height mm	Thread holes	Thread pitch mm	Weight kg
SF07202-8	145	105	50	2xM8	100	3.8
SF07202-9	210	105	50	2xM8	100	5.6
SF07202-10	280	105	50	2xM8	200	7.4
SF07202-11	310	105	50	2xM8	200	8.2
SF07202-12	345	105	50	2xM8	250	9.2
SF07202-13	410	105	50	3xM8	150	10.9
SF07202-14	445	105	50	3xM8	150	11.8
SF07202-15	510	105	50	3xM8	200	13.6
SF07202-16	610	105	50	4xM8	150	16.2
SF07202-17	765	105	50	4xM8	200	20.3
SF07202-18	280	180	90	2xM12	200	23.5
SF07202-19	400	180	90	3xM12	150	33.5
SF07202-20	100	205	88	2xM10	50	8.5
SF07202-21	125	205	88	2xM10	75	10.0
SF07202-22	150	205	88	2xM10	100	12.5
SF07202-23	200	205	88	2xM10	100	16.5
SF07202-24	250	205	88	2xM10	150	21.0
SF07202-25	300	205	88	2xM10	200	25.0
SF07202-26	350	205	88	2xM10	250	29.0
SF07202-27	400	205	88	2xM10	300	33.0
SF07202-28	450	205	88	2xM10	350	37.5
SF07202-29	500	205	88	2xM10	400	41.5
SF07202-30	550	205	88	3xM10	225	45.5
SF07202-31	600	205	88	3xM10	250	50.0
SF07202-32	650	205	88	3xM10	275	54.0
SF07202-33	700	205	88	3xM10	300	58.0
SF07202-34	750	205	88	3xM10	325	62.0
SF07202-35	800	205	88	3xM10	350	66.5
SF07202-36	850	205	88	3xM10	375	71.0
SF07202-37	900	205	88	3xM10	400	75.0
SF07202-38	950	205	88	3xM10	425	79.0
SF07202-39	1000	205	88	4xM10	300	83.0
SF07202-40	345	280	95	3xM12	100	43.5
SF07202-41	545	280	95	4xM12	150	69.0
SF07202-42	610	280	95	4xM12	150	77.5
SF07202-43	815	280	95	4xM12	200	103.0

Other sizes available on request

SF07301 Drum Separating Magnet

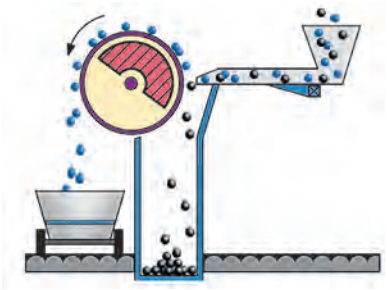

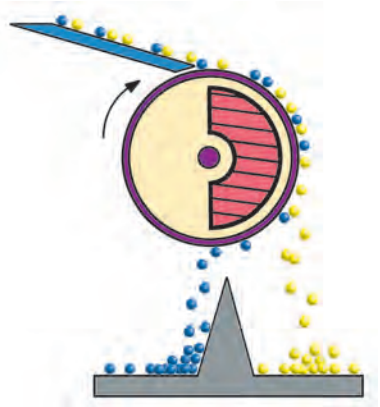

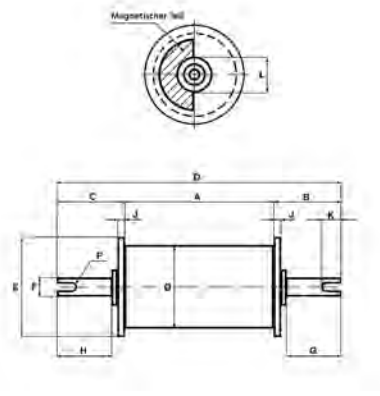

Applications:

- For decontaminating materials in transit
- Embedded at the end of conveyor belts
- Removes iron and non-iron contaminations from material flow

Features:

- Fixed magnet attracts iron-containing particles that stick to the exterior of the rotating drum
- Fig. 1 shows a driven magnetic drum separator (drive is not included)
- Fig. 2 shows magnetic drum separator without a drive

Catalog No.	Diameter mm	A mm	B mm	C mm	D mm	E mm	F mm	G mm	H mm	J mm	K mm	L mm	Weight kg
SF07301-1	300	350	185	260	795	350	40	140	220	20	20	32	85
SF07301-2	400	450	190	270	910	450	40	150	230	20	20	32	125
SF07301-3	500	500	200	380	1080	580	55	160	340	22	20	46	185

Group 8

Magnetic Clamping Devices

Permanent Magnetic Clamping Blocks

Permanent magnet bars

Permanent magnet clamping blocks

Permanent magnetic prism-shaped blocks

Round permanent magnets

Accessories for welding and assembly operations



MS08101 Permanent Magnetic Clamping Block

Applications:

- Grinding, EDM, measurements
- For round and rectangular workpiece machining

Features:

- Three magnetic contact surfaces (cross-shaped prism at the top and two lateral surfaces)
- Stepless magnetic force adjustment with a rotating knob

Accuracy:

- Angular accuracy: 0.025 mm / 100 mm
- Parallelism: 0.015 mm

Catalog No.	Length mm	Width mm	Height mm	Workpiece ø mm	Clamping Force Flat, N	Clamping Force Prism, N	Weight kg
MS08101-1	100	100	100	6-16	300	250	7.0
MS08101-2	150	150	150	6-20	1000	350	25.0

MS08102 Permanent Magnetic Clamping Block

Applications:

- For machining workpieces with bosses, shaping (die grinding), and tooling

Features:

- Magnetic top
- Switchable with an Allen wrench
- Removable Allen wrench
- Mounting thread at the bottom

Accuracy:

- Parallelism: 0.01 mm

Catalog No.	Length mm	Width mm	Height mm	Clamping Force Flat, N	Thread	Weight kg
MS08102-1	115	40	40	105	4xM5	1.3
MS08102-2	135	60	50	400	4xM6	3.1

MS08103 Permanent Magnetic Clamping Block

Applications:

- General-purpose, including flat grinding, angular grinding, jig grinding, shaped grinding, EDM, wire electrode treatment, measurements, tests, etc.
- Reliable clamping of small parts 0.5 mm and thicker

Features:

- Pole pitch p = 4 mm (2 mm St / 2 mm Ne)
- Completely enclosed (protected from grinding/EDM/etc. liquid ingress)
- No interference magnetic field for EDM
- **Magnetic field height: ~2 mm**
- **Max pole plate wear: 4 mm**

Accessories:

- Stopper for grinding (to mount it, there are four M5 threaded holes opposite to the rotating knob)

Catalog No.	Length mm	Width mm	Height mm	Clamping Force N/cm²	Pole pitch mm	Weight kg
MS08103-1	165	64	64	70	2 St / 2 Ne	3.1
Clamping surface	115	64				
MS08103-2	185	64	64	70	2 St / 2 Ne	3.8
Clamping surface	135	64				
MS08103-3*	165	64	64	50	2x chrome alloyed steel /	3.1
Clamping surface	115	64			2 Ne	
MS08103-4*	195	64	64	50	2x chrome alloyed steel /	3.8
Clamping surface	135	64			2 Ne	

MS08104 Permanent Magnet Bar

Applications:

- Used as a clamping fixture for holding workpieces during machining, EDM, tooling, etc.

Features:

- Two opposite clamping surfaces, independently adjustable, parallelism: 0.02 mm
- Pole pitch p = 1.3 mm, extremely low magnetic field penetration
- Completely enclosed (protected from grinding/EDM/etc. liquid ingress)
- No interference magnetic field for EDM
- Clamping force: 50 N/cm², magnetic field height: 6 mm
- Max. pole plate wear: 6 mm

Catalog No.	Length mm	Width mm	Height mm	Weight kg	Delivery
MS08104-1	125	52	50	2.5	As pairs
MS08104-2	180	52	50	3.6	As pairs
MS08104-3	250	52	50	5.0	As pairs

Stainless products are available on request

MS08105 Permanent Magnetic Clamping Block



Applications:

- Reliable holding of small workpieces that are hard to fixate in any other way (chrome alloyed steel, hard metal)
- EDM, milling and grinding

Features:

- Pole pitch: 2 + 4 mm
- Surface tolerance: +/- 0.002 mm
- High clamping force up to 180 N/cm²
- Magnetic field height: 10 mm
- Max. pole plate wear: 3 mm
- Multiple workpiece holding

Catalog No.	Length mm	Height mm	Width mm	L1 mm	L2 mm	H1 mm	B1 mm	B2 mm	Clamping Force N/cm²	Weight kg
MS08105-1	70	140	49	100	118	12	60	35	180	3.5
MS08105-2	70	200	49	157	178	12	60	35	180	5.0
MS08105-3	70	140	49	100	118	12	60	35	180	3.5
MS08105-4	70	200	49	157	178	12	60	35	180	5.0

MS08105-3 and MS08105-4 are made of high-grade steel

MS08201 Oxit Permanent Magnet Clamping Block

Applications:

- Shaping and grinding workpieces that are difficult to hold
- Excellent addition to permanent or electric magnet clamping plates, since the base is non-magnetic

Features:

- Two or three magnetic clamp surfaces
- Permanent magnet system for holding various materials
- Standard Oxit configuration
- **Max. clamping force: 100 N/cm²**
- **Magnetic field height: 6 mm**
- **Clamping surface wear for 50 mm / 14 mm height**
  for 25 mm / 6 mm height

Catalog No.	Length mm	Width mm	Height mm	Pole pitch mm	Top clamping face mm	Lateral clamping faces mm	Weight kg
MS08201-1	100	100	50	4.0	1 face 100 x 100	2 faces 100 x 50	3.2
MS08201-2	100	50	50	4.0	1 face 100 x 50	2 faces 100 x 50	1.6
MS08201-3	100	25	25	4.0	1 face 100 x 25	1 face 100 x 25	0.4
MS08201-4	100	25	25	1.3	1 face 100 x 25	1 face 100 x 25	0.4

MS08202 Clamping Block with Secolit Permanent Magnets

Applications:

- Shaping and grinding small workpieces
- Excellent addition to permanent or electric magnet clamping plates, since the base is non-magnetic

Features:

- Two or three magnetic clamp surfaces
- Permanent magnet system for holding various materials
- Robust configuration with Secolit magnets (higher clamping force)
- **Max. clamping force: 160 N/cm²**
- **Magnetic field height: 6 mm**
- **Clamping surface wear for 50 mm / 14 mm height**
  for 25 mm / 6 mm height

Catalog No.	Length mm	Width mm	Height mm	Pole pitch mm	Top clamping face mm	Lateral clamping faces mm	Weight kg
MS08202-1	100	100	50	4.0	1 face 100 x 100	2 faces 100 x 50	3.2
MS08202-2	100	50	50	4.0	1 face 100 x 50	2 faces 100 x 50	1.6
MS08202-3	100	25	25	4.0	1 face 100 x 25	1 face 100 x 25	1.6

MS08203 Clamping Block with Neodymium Permanent Magnets



Applications:

- Shaping and grinding workpieces that are difficult to hold
- Excellent addition to permanent or electric magnet clamping plates, since the base is non-magnetic

Features:

- Magnetic clamping surface
- Heavy-duty neodymium configuration, low mounting height
- **Max. clamping force: 180 N/cm²**
- **Magnetic field height: 6 mm**
- **Pole plate wear: 5 mm**

Catalog No.	Length mm	Width mm	Height mm	Pole pitch mm	Holding surfaces mm	Weight kg
MS08203-1	100	80	20	5.5	1 face 100 x 80	1.4
MS08203-2	120	80	20	5.5	1 face 120 x 80	1.6
MS08203-3	150	80	20	5.5	1 face 150 x 80	2.0
MS08203-4	180	80	20	5.5	1 face 180 x 80	2.7

MS08204 Clamping Block with Neodymium Permanent Magnets



Applications:

- For grinding workpieces that are difficult to hold
- Excellent addition to permanent or electric magnet clamping plates, since the base is non-magnetic

Features:

- Magnetic clamping surface is made of embedded round neodymium magnets
- Permanent magnet system for holding various materials
- Heavy-duty neodymium configuration, low mounting height
- **Max. clamping force: 180 N/cm²**
- **Four removable brass bars included**

Catalog No.	Length mm	Width mm	Height mm	Weight kg	Delivery
MS08204-1	200	90	20	1 face 200 x 90	5.0
MS08204-2	400	90	20	1 face 400 x 90	10.0
MS08204-3	600	90	20	1 face 600 x 90	15.0

Other sizes available on request

MS08301 Prism-shaped Bar with Permanent Magnets

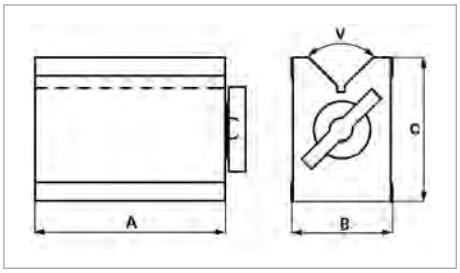

Applications:

- For grinding, EDM, measurements, drilling, positioning, etc.

Features:

- Four magnetic contact surfaces (top, bottom, and two end faces)
- The prism and opposite surfaces are magnetized upon powering the unit on
- Magnetic prism-shaped bars are completely leak-proof
- For 6...50 mm diameter workpieces

Accuracy:

- Flatness deviation below 0.01 mm

Catalog No.	A mm	B mm	C mm	V Degrees	Clamping Force N	Weight kg
MS08301-1	80	60	73	90	300	2.0
MS08301-2	125	60	73	90	450	3.0
MS08301-3	180	60	73	90	700	4.5

MS08302 Prism-shaped Bar with Permanent Magnets



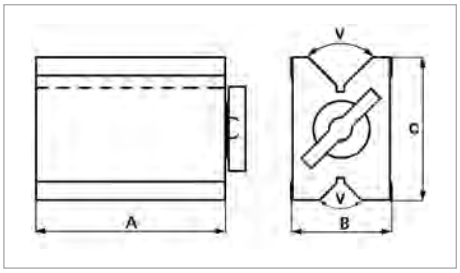

Applications:

- For grinding, EDM, measurements, drilling, positioning, etc.

Features:

- Four magnetic contact surfaces (top, bottom, and two end faces)
- The prism and opposite surfaces are magnetized upon powering the unit on
- Magnetic prism-shaped bars are completely leak-proof
- For 6...70 mm diameter workpieces

Accuracy:

- Flatness deviation below 0.01 mm
- Rectangularity: 0.02 mm

Catalog No.	A mm	B mm	C mm	V Degrees	Clamping Force N	Weight kg	Features
MS08302-1	85	70	85	90	950	3	Separately
MS08302-2	85	70	85	90	950	6	As pairs
MS08302-3	135	70	85	90	1700	5	Separately
MS08302-4	135	70	85	90	1700	10	As pairs

MS08303 Prism-shaped Bar with Permanent Magnets

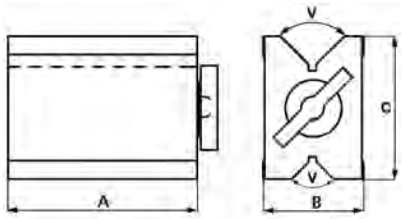

Applications:

- For grinding, EDM, drilling, measurements, etc.

Features:

- Four magnetic contact surfaces (top, bottom, and two end faces)
- The prism and opposite surfaces are magnetized upon powering the unit on
- Magnetic prism-shaped bars are completely leak-proof
- For 6...70 mm diameter workpieces

Accuracy:

- Flatness deviation below 0.01 mm
- Rectangularity: 0.02 mm

Catalog No.	A mm	B mm	C mm	V Degrees	Clamping Force N	Weight kg	Features
MS08303-1	101	70	92	90	1400	4	Separately
MS08303-2	101	70	92	90	1400	8	As pairs

MS08304 Prism-shaped Bar with Permanent Magnets



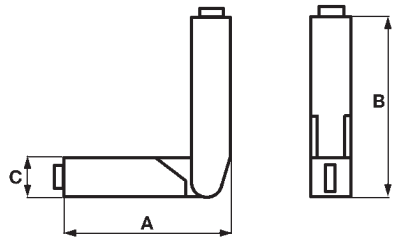

Applications:

- For positioning, measurements, and soldering

Features:

- Two magnetic contact surfaces (bottom of each magnet segment is magnetic)
- Independent activation of each magnet
- 0–180° rotation
- Magnetic prism-shaped recess for flat and round parts

Catalog No.	A mm	B mm	C mm	Clamping Force N	Weight kg
MS08304-1	150	150	45	450	3.5
MS08304-2	200	200	45	600	4.7

MS08305 Prism-shaped Bar with Permanent Magnets

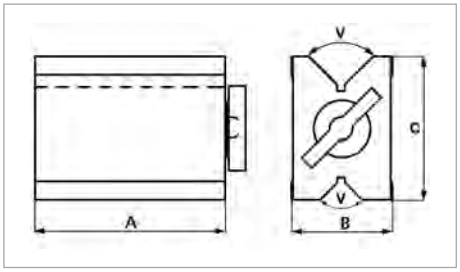

Applications:

- For grinding, measurements, inspections, and EDM of irregular-shaped workpieces

Features:

- Two magnetic contact surfaces jointly activated/deactivated (large prism — opposite prism, end faces)
- Completely leak-proof
- Size 80 for 6...66 mm dia. workpieces
- Size 100 for 6...70 mm dia. workpieces
- Case included

Accuracy:

- End and lateral surfaces are precision-grinded with respect to the prisms
- When sold in pairs, the height tolerance is 0.005 mm
- Rectangularity: 0.004 mm, parallelism: 0.004 mm

Catalog No.	A mm	B mm	C mm	V Degrees	Clamping Force Prism, N	Clamping Force Flat, N	Weight kg	Features
MS08305-1	80	67	99	90	400	900	3.0	Separately
MS08305-2	80	67	99	90	400	900	6.0	As pairs
MS08305-3	80	67	99	90	400	900	3.0	Single / quenched
MS08305-4	80	67	99	90	400	900	6.0	As pairs / quenched
MS08305-5	100	70	96	90	400	1800	3.8	Separately
MS08305-6	100	70	96	90	400	1800	7.6	As pairs
MS08305-7	100	70	96	90	400	1800	3.8	Single / quenched
MS08305-8	100	70	96	90	400	1800	7.6	As pairs / quenched

Other sizes available on request

MS08306 Prism-shaped Bar with Permanent Magnets



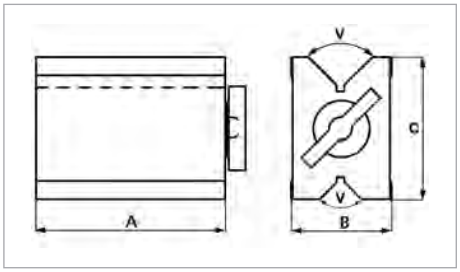

Applications:

- For grinding, measurements, inspections, and EDM of regular and irregular-shaped workpieces

Features:

- Three magnetic contact surfaces jointly activated and deactivated
- Completely leak-proof
- For 6...70 mm dia. workpieces
- Case included

Accuracy:

- Rectangularity: 0.01 mm
- Parallelism: 0.01 mm

Catalog No.	A mm	B mm	C mm	V Degrees	Clamping Force Prism, N	Clamping Force Flat, N	Weight kg	Features
MS08306-1	100	75	95	90	700	800	4.0	Separately
MS08306-2	100	75	95	90	700	800	8.0	As pairs

MS08307 Prism-shaped Bar with Permanent Magnets

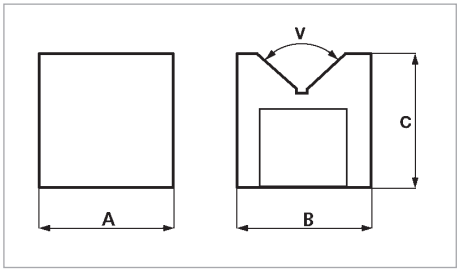

Applications:

- For handling round irregular-shaped workpieces (protruding hubs, etc.)

Features:

- Two magnetic holding surfaces
- Activation/deactivation
- Completely leak-proof magnetic system
- Size 70 for up to 50 mm dia. workpieces
- Size 100 for up to 80 mm dia. workpieces
- Size 150 for up to 125 mm dia. workpieces

Accuracy:

- Parallelism: 0.01 mm

Catalog No.	A mm	B mm	C mm	Prism Degrees	Clamping Force N	Weight kg	Features
MS08307-1	70	40	50	90	150	1.0	Separately
MS08307-2	70	40	50	90	150	2.0	As pairs
MS08307-3	100	50	80	90	200	2.5	Separately
MS08307-4	100	50	80	90	200	5.0	As pairs
MS08307-5	150	50	100	90	230	4.5	Separately
MS08307-6	150	50	100	90	230	9.0	As pairs

MS08308 Prism-shaped Bar with Permanent Magnets



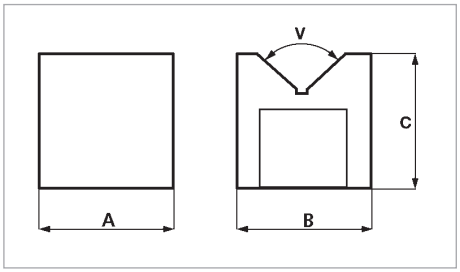

Applications:

- For grinding, measurements, positioning, etc.

Features:

- Prism-shaped magnetic surface
- No activation/deactivation
- Size 30 for 6-30 mm dia. workpieces
- Size 40 for 6-40 mm dia. workpieces
- Size 50 for 6-50 mm dia. workpieces

Accuracy:

- Parallelism: 0.005 mm

Catalog No.	A mm	B mm	C mm	V Degrees	Clamping Force N	Weight kg
MS08308-1	30	30	30	90	100	0.2
MS08308-2	40	40	40	90	130	0.45
MS08308-3	50	50	50	90	170	0.9

MS08401 Round Permanent Magnet

Applications:

- Extra magnet for a manual chuck
- For tooling, small workpiece machining

Features:

- Magnetic top
- Switchable with an Allen wrench
- Removable Allen wrench
- Threaded connection to the base

Catalog No.	Diameter mm	Height mm	Clamping Force N	Thread	Weight kg
MS08401-1	50	50	85	4xM5	1.0
MS08401-2	80	65	500	4xM6	2.0

MS08501 Hexagon Permanent Magnet Holder

Applications:

- Auxiliary tooling for welding pipes, round items, sheet and rolled steel
- Clamping device for drilling operations

Features:

- High magnetic force
- Stepless magnetic force adjustment to align the workpiece

Catalog No.	Length mm	Width mm	Height mm	Clamping Force N	Weight kg
MS08501-1	108	108	94	400	6.0
MS08501-2	60	60	42	100	1.0

MS08502 Prism-shaped Swivel with Permanent Magnets

Applications:

- Must-have for welding sheet steel, round and flat items, at any angle

Features:

- Two magnetic blocks that can be individually activated/deactivated. The blocks are connected with plates
- Magnetic block dimensions: 60 x 48 x 50 mm
- Clamping force of each block: 800 N

Catalog No.	Length mm	Width mm	Height mm	Weight kg
MS08502-1	220	50	50	2.5

MS08503 Prism-shaped Swivel with Permanent Magnets and Anglescale

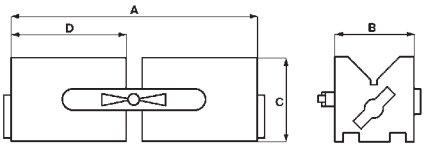

Applications:

- Workpiece clamping and positioning device used for welding or as a stand-alone tooling

Features:

- Two prism-shaped magnetic blocks that can be individually activated/deactivated
- Recess for round and flat workpieces
- Angles are indicated on scale
- 0...180° angle range
- Locking thumbscrew
- Magnetic holder dimensions: 117 x 55 x 50 mm
- Clamping force of each magnetic block: 1,300 N

Catalog No.	A mm	B mm	C mm	D mm	Weight kg
MS08503-1	273	55	50	117	3.5

MS08504 Prism-shaped Swivel with Permanent Magnets

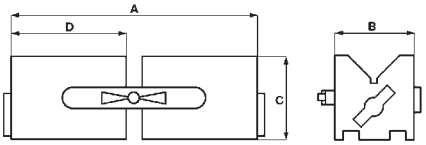

Applications:

- Workpiece clamping and positioning device used for welding or as a stand-alone tooling

Features:

- Two prism-shaped magnetic blocks that can be individually activated/deactivated
- Recess for round and flat workpieces
- Magnetic holder dimensions: 76 x 50 x 63 mm
- Clamping force of each magnetic block: 800 N

Catalog No.	A mm	B mm	C mm	D mm	Weight kg
MS08504-1	220	50	63	76	3.4

MS08505 Swivel with Permanent Magnets

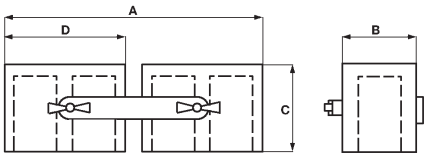

Applications:

- Used as an auxiliary weld tooling to hold sheet steel, for installation operations, etc.

Features:

- Two permanent magnet blocks connected with bars
- Any angle can be adjusted
- Clamping with two thumbscrews
- Magnetic block dimensions: 60 x 25 x 25 mm
- **Clamping force of each magnetic block: 150 N**
- **Max operating temperature: 450°C**

Catalog No.	A mm	B mm	C mm	D mm	Weight kg
MS08505-1	130	25	25	60	0.4

MS08506 Swivel with Permanent Magnets

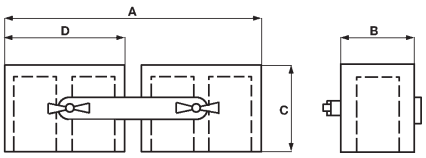

Applications:

- Used as an auxiliary weld tooling to hold sheet steel, for installation operations, etc.

Features:

- Two permanent magnet blocks connected with bars
- Any angle can be adjusted
- Clamping with two thumbscrews
- Magnetic block dimensions: 100 x 40 x 20 mm
- **Clamping force of each magnetic block: 190 N**
- **Max operating temperature: 450°C**

Catalog No.	A mm	B mm	C mm	D mm	Weight kg
MS08506-1	220	40	20	100	1.44

MS08507 Permanent Magnetic Block

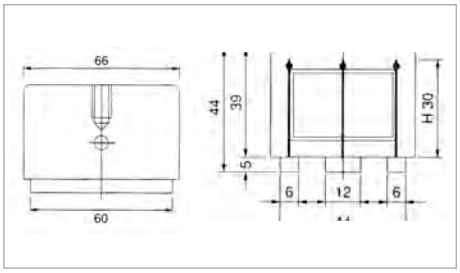

Applications:

- Welding, installation, hoisting accessory, etc.

Features:

- Permanent magnet holding surface
- M8 threaded center hole for easy mounting on top
- **Max operating temperature: 100°C**
- **Extremely high clamping force considering the compact size**

Catalog No.	Length mm	Width mm	Height mm	Clamping Force N	Weight kg
MS08507-1	66	50	44	1000	0.75

MS08508 Permanent Magnetic Block

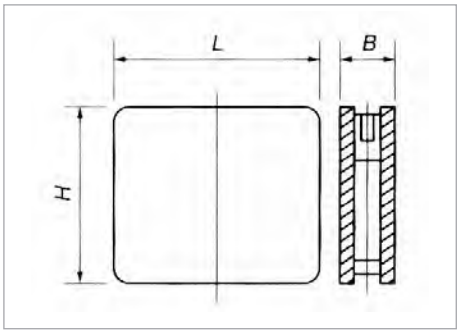

Applications:

- Welding, installation, holding, etc.

Features:

- Four permanent magnetic surfaces
- M8 threaded center hole for easy mounting on top
- **Max operating temperature: 100°C**

Catalog No.	Length mm	Width mm	Height mm	Clamping Force N	Weight kg
MS08508-1	50	16.5	40	200	0.15
MS08508-2	50	27.5	40	300	0.28

MS08509 Magnetic Block

Applications:

- For tooling, manufacturing, as a holding magnet

Features:

- Stable, pressure-resistant block with permanent magnets
- **Max operating temperature: 450°C**

Catalog No.	Length mm	Width mm	Height mm	Clamping Force N	Weight kg
MS08509-1	26	26	25	100	0.110

MS08510 Magnetic Block

Applications:

- For tooling, manufacturing, as a holding magnet

Features:

- Stable, pressure-resistant block with permanent magnets
- **Max operating temperature: 450°C**

Catalog No.	Length mm	Width mm	Height mm	Clamping Force N	Weight kg
MS08510-1	60	26	25	200	0.250

MS08511 Magnetic Cable Holder

Applications:

- Movable clamping magnet
- Quick magnet re-clamping with a cam lock

Features:

- Permanent magnetic surface
- Cable eye bolts can be used (not included)
- M10 mounting thread

Catalog No.	Diameter mm	Height mm	Clamping Force N	Weight kg
MS08511-1	100	20	550	0.7

MS08512 Magnetic Cable Holder

Applications:

- Movable clamping magnet
- Sort-term attachment of cables, wires, etc.

Features:

- Permanent magnetic surface
- Cable installation with a T-gripper

Catalog No.	Diameter, mm	Height mm	Clamping Force N	Weight kg
MS08512-1	66	40	100	0.25
MS08512-2	80	40	300	0.50

MS08513 L-shaped Holder with Permanent Magnets

Applications:

- Affordable holding of sheet metal, rolled steel, flat items during welding
- Auxiliary installation tool

Features:

- Stable structure, both end faces are magnetic
- Model MS08513-2 scalable
- Clamping surface dimensions are specified
- **Max operating temperature: 100°C**
- **Clamping force: 40 kg**

Catalog No.	Length mm	Width mm	Angle Degrees	Weight kg	Features
MS08513-1	140	35	90	1.0	Non-adjustable
MS08513-2	140	35	45-90	1.2	Adjustable

MS08514 Welding L-bar with Permanent Magnets

Applications:

- Affordable holding of welded parts at angle

Features:

- Stable structure
- Both end faces are magnetic
- Easy detachment: just pull it aside
- Clamping surface dimensions are specified
- Highly resistant to temperature variations
- **MS08514-6 is suitable for both flat and round items**

Catalog No.	Length mm	Width mm	Angle Degrees	Clamping Force N	Shear force N	Weight kg
MS08514-1	145	45	90	380	160	1.1
MS08514-2	260	48	90	880	420	2.1
MS08514-3	180	45	45-225	580	380	1.5
MS08514-4	175	48	90	790	350	1.6
MS08514-5	230	60	90	700	280	3.1
MS08514-6	180	45	45-270	480	220	1.7

Other sizes available on request

MS08515 Welding L-bar with Permanent Magnets

Applications:

- Affordable holding of welded parts at angle

Features:

- Stable structure
- Both end faces are magnetic
- Easy detachment: just pull it aside
- Clamping surface dimensions are specified
- Highly resistant to temperature variations
- **MS08515-4 to M08515-6 sizes suitable for both flat and round items**

Catalog No.	Length mm	Width mm	Angle Degrees	Clamping Force N	Shear force N	Weight kg
MS08515-1	150	60	90	1030	412	2.7
MS08515-2	200	60	90	1360	544	4.0
MS08515-3	300	60	90	2070	828	6.0
MS08515-4	150	60	90	650	260	2.7
MS08515-5	200	60	90	920	368	4.0
MS08515-6	300	60	90	1200	480	6.0

Other sizes available on request

MS08516 Tiltable Part Holder with Permanent Magnets



Applications:

- Accessory for frame welding and assembly operations, tiltable at 45 and 90°

Features:

- All the end faces including prisms are magnetic

Catalog No.	Length mm	Width mm	Height mm	Weight kg	Features
MS08516-2	170	35	40	1.5	With prism
MS08516-3	170	35	40	1.4	W/o prism
MS08516-4	184	43	45	1.7	With prism

MS08517 Magnet with Various Tilt Angles

Applications:

- For holding steel sheets at various angles

Features:

- Combination of a number of holding surfaces with high-quality permanent magnet cores
- Suitable for flat and round items
- Selectable angles: 30 / 45 / 60 / 75 / 90°
- 270 N clamping force

Catalog No.	Length mm	Width mm	Height mm	Weight kg
MS08517-1	96	12	64	0.3

MS08518 Tiltable Magnet (Switchable)



Applications:

- For holding steel sheets at various angles

Features:

- Combination of a number of holding surfaces with high-quality permanent magnet cores
- Switchable
- Easy workpiece detachment
- Selectable angles: 45 / 90 / 135°
- Suitable for flat and round items
- **350 N clamping force**

Catalog No.	Length mm	Width mm	Height mm	Weight kg
MS08518-1	165	32	130	1.2
MS08518-2	100	160	20	1.2

MS08519 Magnetic Clamping Ball

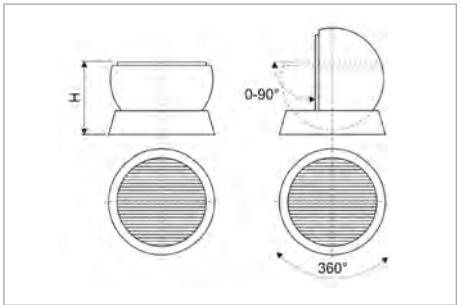

Applications:

- Optimal workpiece positioning for laser welding, polishing, and installation

Features:

- High-quality anodized aluminum with a PM01206 powerful chuck with small magnetic poles
- Chemically nickel-plated steel ring with a leather self-locking insert for workpiece positioning up to 90°
- Magnetic chuck activation with a turn of the key by 120°
- Natural color, anodized

Catalog No.	Round magnetic chuck			Ball insert	Height H	Ball	Insert ring
	Diameter mm	Clamping Force N/cm²	Pole pitch	ø mm	at 0° mm	weight kg	weight kg
MS08519-1	80	80	1,5 + 0,5mm	128	104	4	1
MS08519-2	100	100	1,5 + 0,5mm	158	129	7	2
MS08519-3	130	100	1,5 + 0,5mm	188	145	11	4
MS08519-4	160	100	1,5 + 0,5mm	218	164	17	5

MS08520 Welding L-bar with Permanent Magnets

Applications:

- Clamping devices for heavy installation operations and for holding sensitive parts
- Quick holding of rolled steel, pipes, steel sheets, etc. at any angle

Features:

Non-adjustable:

- Each magnetic core can be activated/deactivated separately
- Stepless holding force adjustment
- Magnetic cores are at 90° (not adjustable)

Adjustable:

- Each magnetic core can be activated/deactivated separately
- Stepless holding force adjustment
- 45...270° angle range, lockable with lock screw

Catalog No.	Angle Degrees	Length mm	Height mm	Width mm	Clamping Force kg	Weight kg
MS08520-1	90°, non-adjustable	135	125	38	30	0.9
MS08520-2	90°, non-adjustable	165	165	38	45	1.7
MS08520-3	90°, non-adjustable	195	195	38	45	2.25
MS08520-4	45...270°, adjustable	150	150	38	30	1.0
MS08520-5	45...270°, adjustable	205	205	38	50	2.15

Group 9

Measuring Mounts

Magnetic measuring mounts

MM09101 Magnetic Measuring Mount

Applications:

- Various measurements in any orientation

Features:

- Stable, general-purpose measuring mount
- Precise adjustment
- Switchable magnetic base with prism

Catalog No.	Total height, mm	Vertical support diameter mm	Vertical support height mm	Magnetic base length, mm	Magnetic base width, mm	Magnetic base height, mm	Mounting thread	Weight kg
MM09101-1	240	12	180	60	50	55	M8	1.6
MM09101-2	180	12	Only top of the mount				M8	0.6

MM09102 Magnetic Measuring Mount with Flexible Support

Applications:

- Various measurements in any orientation

Features:

- Max flexibility
- Switchable magnetic base with prism
- Top of the mount is available separately on request

Catalog No.	Total height mm	Magnetic base length mm	Magnetic base width mm	Magnetic base height mm	Weight kg
MS09102	315	60	50	55	1.5

MM09103 Hydraulic Articulated Mount

Applications:

- For measurements in poorly accessible locations, in any orientation

Features:

- Precise alignment
- Stable and strong
- 4-link articulated arm with a centralized lock push button
- Switchable magnetic base with prism-shaped plate
- On request measuring mounts can be equipped with rotatable dish-shaped magnetic base

Catalog No.	Range mm	Magnetic base length, mm	Magnetic base width, mm	Magnetic base height, mm	Thread	Weight kg
MM09103-1	260	60	50	55	M8	1.5
MM09103-2	400	75	50	55	M10	2.2
MM09103-3	260	Only top of the mount			M8	0.5
MM09103-4	400	Only top of the mount			M10	0.9
MM09103-5 Mini	150	GM11601-4 pot magnet only				0.5
MM09103-6 Mini	150	40	40	40		0.6
MM09103-7	300	60	50	55		1.8
MM09103-8	300	Only top of the mount				0.6
MM09103-9	600	120	50	55		5.1
MM09103-10	600	Only top of the mount				3.1

MM09103-9 and MM09103-10 with mechanical clamp
Other configurations available on request

MM09104 Magnetic Measuring Mount

Applications:

- Various measurements in any orientation

Features:

- Extremely stable design
- Strong switchable magnetic base for holding flat and cylindrical parts

Catalog No.	Total height, mm	Vertical support diameter mm	Vertical support height mm	Magnetic base length, mm	Magnetic base width, mm	Magnetic base height, mm	Mounting thread	Weight kg
MM09104-1	280	16	225	75	50	55	M8	2.0
MM09104-2	225	16	Only top of the mount					1.3

MM09105 Magnetic Measuring Mount

Applications:

- Various measurements in any orientation

Features:

- Extremely stable design
- Strong switchable magnetic base for holding flat and cylindrical parts

Catalog No.	Total height, mm	Vertical support diameter mm	Vertical support height mm	Magnetic base length, mm	Magnetic base width, mm	Magnetic base height, mm	Mounting thread	Weight kg
MM09105-1	300	20	220	90	55	80	M12	3.2
MM09105-2	220	20	Only top of the mount					1.5

Group 10

Holding, Sorting, and Positioning Magnets

Manual magnets

Lifting magnets

Sorting magnets

Magnetic bases

Clamping bars



HS10101 Manual Permanent Magnet

Applications:

- For workpiece lifting and handling in poorly accessible locations (plates after gas cutting)

Features:

- High clamping force
- Workpiece is detached with lever
- **Max operating temperature: 150°C**

Catalog No.	Length mm	Width mm	Height mm	Clamping Force N	Weight kg
HS10101-1	70	68	46	500	1.0

HS10102 Belt Gripper



Applications:

- Easy lifting and unstacking of sheet steel stacks

Features:

- A system of small-pole permanent magnets in stable enclosure
- Vulkolan polymer belt
- Palm/thumb backup belts are available on request

Catalog No.	Magnet length mm	Magnet width mm	Magnet height, mm	Clamping Force N	Weight kg
HS10102-1	64	37	14	200	0.10

HS10201 Flexible Lifting Magnet



Applications:

- For catching steel parts in inaccessible locations

Features:

- Flexible polished braze hose with a strong neodymium magnet

Catalog No.	Magnetic force N	Total length mm	Magnet diameter, mm	Enclosure diameter, mm	Weight g
HS10201-1	5	450	6	8	70
HS10201-2	10	450	10	12	76
HS10201-3	18	520	13	15	212
HS10201-4	30	520	17	19	266

Other sizes available on request

HS10202 Telescopic Magnet

Applications:

- For catching steel parts in inaccessible locations

Features:

- Chrome-plated extensible telescopic handle
- Handle with grip
- Sharp scriber with cap

Catalog No.	Length mm	Magnet diameter mm	Outer diameter mm	Clamping Force g
HS10202-1	160-670	6	10	500

HS10203 Magnet for Blind Holes

Applications:

- Blind and threaded hole cleaning

Features:

- Chrome-plated metallic sleeve head
- Strong permanent magnet

Catalog No.	Magnet diameter mm	Magnetic part length, mm	Total length mm	Weight g
HS10203-1	1.6	35	65	15
HS10203-2	3	38	90	35
HS10203-3	5	35	130	17
HS10203-4	8	40	150	29
HS10203-5	11	42	180	47
HS10203-6	Set in wood box (**Ø 1.6 / 3 / 5 / 8 / 11, one piece each**)			510

HS10301 Switchable Permanent Magnet

Applications:

- For steel parts sorting

Features:

- Stable SS enclosure

Catalog No.	Holding surface mm	Total height mm	Weight kg	Bulk materials kg
HS10301-1	80x80	190	1.6	0.7
HS10301-2	110x110	190	2.7	1.2
HS10301-3	215x110	190	4.9	2.4

HS10401 Permanent Magnet Base

Applications:

- Used as tooling, holding magnet, on mounts, for finish diamond tools, etc.

Features:

- High holding force
- Sizes 1...3 and 5 with prism
- Size 4 w/o prism
- Size 6 w/o prism, subsequent sizes with prism
- Activation and deactivation

Catalog No.	Length mm	Width mm	Height mm	Clamping force N	Thread	Weight kg
HS10401-1	60	50	55	800	M8	1.0
HS10401-2	75	50	55	1000	M8	1.3
HS10401-3	75	50	55	1000	M10	1.3
HS10401-4	120	50	55	1300	M10	2.0
HS10401-5	117	50	55	1300	M10	2.0
HS10401-6	120	50	52	1500	M8	1.8
HS10401-7	40	40	40	600	M6	0.5

HS10402 Permanent Magnet Dressing Block

Applications:

- Quick and easy grind stone dressing

Features:

- For holding dressing diamonds with switchable permanent magnet base
- **Dressing diamond tool is not included**

Catalog No.	Length mm	Width mm	Height mm	Diamond dresser	Clamping Force N	Weight kg
HS10402-1	50	60	50	12	600	1.2

HS10403 Base with Plated Permanent Magnets

Applications:

- Used as tooling, holding magnet, on mounts, for finish diamond tools, etc.

Features:

- Switchable
- Max flexibility
- Plates adjust to any workpiece shape

Catalog No.	Length mm	Width mm	Height mm	Clamping Force N	Mounting thread	Weight kg
HS10403-1	52	90	54	510	M8	0.6

HS10501 Clamping Bar



Applications:

- Reliable holding of non-magnetic workpieces to magnetic clamping plate

Features:

- Ferromagnetic clamping bars
- Upon activation, the workpiece is pressed to the magnet surface (pressing down)
- Available in pairs, with stop pin

Catalog No.	Length mm	Width mm	Height mm	Weight kg
HS10501-1	150	43	1.7	0.3
HS10501-2	150	43	2.8	0.4
HS10501-3	250	52	3.7	0.7
HS10501-4	100	45	4.0	0.3
HS10501-5	150	40	1.0	0.1

Group 11

Magnetic Gripper Systems

Rod grippers

Flat grippers

Pocket-size magnets

Strong magnets

Rod magnets

Pot magnets



GM11101 Oerstit Rod Gripper

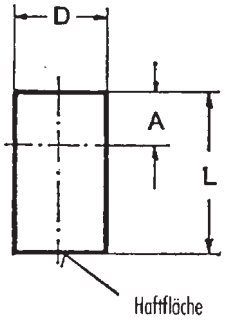

Features:

- Smooth design
- h6 fit
- Zinc-plated surface
- Shielded system
- **Operating temperature up to 450°C**

Applications:

- Gluing, press fitting, hot shrink fit

Catalog No.	Diameter D mm	Length L mm	Retractable to A, mm	Weight g	Clamping Force N
GM11101-1	6	10	2	2	1.5
GM11101-2	8	12	3	4	3.5
GM11101-3	10	16	6	9	7
GM11101-4	13	18	7	17	10
GM11101-5	16	20	5	29	18
GM11101-6	20	25	6	57	42
GM11101-7	25	30	5	110	96
GM11101-8	32	35	3	200	180
GM11101-9	40	45	5	420	240
GM11101-10	50	50	2	720	420
GM11101-11	63	60	5	1340	660

GM11102 Oerstit Rod Gripper

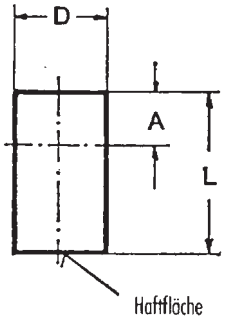

Features:

- Smooth design
- No fit allowance
- Zinc-plated surface
- Shielded system
- **Operating temperature up to 450°C**

Applications:

- Gluing, press fitting, hot shrink fit

Catalog No.	Diameter D mm	Length L mm	Retractable to A, mm	Weight g	Clamping Force N
GM11102-1	6	20	12	4	1.5
GM11102-2	8	20	11	7	3.5
GM11102-3	10	20	10	11	7
GM11102-4	13	20	9	19	10
GM11102-5	16	20	5	29	18
GM11102-6	20	25	6	57	42
GM11102-7	25	35	10	140	96
GM11102-8	32	40	8	240	180
GM11102-9	40	50	10	500	240
GM11102-10	50	60	12	900	420
GM11102-11	63	65	10	1480	660

GM11103 Oerstit Rod Grippers with Pin

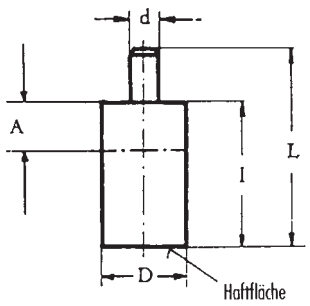

Features:

- Smooth pin
- Zinc-plated surface
- Shielded system
- **Pin can be extended to length A maintaining the holding force**
- **Operating temperature up to 450°C**

Applications:

- Threaded or riveted pin after threading

Catalog No.	Diameter D, mm	Diameter d, mm	Length L mm	Length I mm	Length A mm	Weight g	Clamping Force N
GM11103-1	6	3	28	20	2	4	1.7
GM11103-2	8	3	28	20	3	7	4.0
GM11103-3	10	4	28	20	6	12	8.5
GM11103-4	13	4	28	20	7	20	12
GM11103-5	16	5	28	20	5	32	20
GM11103-6	20	6	33	25	6	62	50
GM11103-7	25	8	45	35	5	137	115
GM11103-8	32	10	50	40	3	245	200
GM11103-9	40	15	70	50	5	520	240
GM11103-10	50	18	85	60	2	960	420
GM11103-11	63	20	95	65	5	1580	660

GM11104 Neodymium Rod Grippers with Internal Thread

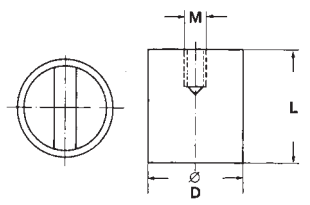

Features:

- Smooth
- Brazed enclosure
- Shielded system
- **Operating temperature up to 80°C**
- **h6 fit**

Mounting:

- Threaded

Catalog No.	Diameter D mm	Length L mm	Clamping Force N	Thread	Weight g
GM11104-1	6	20	10	M3x5	4.0
GM11104-2	8	20	25	M3x5	7.5
GM11104-3	10	20	45	M4x7	11.0
GM11104-4	13	20	70	M4x7	19.5
GM11104-5	16	25	150	M4x8	38.0
GM11104-6	20	25	280	M6x6	58.0
GM11104-7	25	35	450	M6x8	130.0
GM11104-8	32	40	700	M6x6	243.0

GM11105 Alnico Rod Grippers

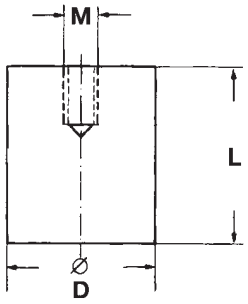

Features:

- Smooth design
- No fit allowance
- Round Alnico magnetic core with internal thread
- Length tolerance: +/- 0.2 mm
- **Operating temperature up to 450°C**

Mounting:

- Threaded

Catalog No.	Diameter D mm	Length L mm	Thread	Clamping Force N	Weight g
GM11105-1	6	20	M3x5	1	3
GM11105-2	8	20	M3x5	2.5	6
GM11105-3	10	20	M4x7	5	10
GM11105-4	13	20	M4x7	8	16
GM11105-5	16	20	M4x5	15	25
GM11105-6	20	25	M6x7	35	55
GM11105-7	25	35	M6x9	80	135
GM11105-8	32	40	M8x9	150	230

GM11106 Neodymium Rod Grippers with Machinable Holding Surface

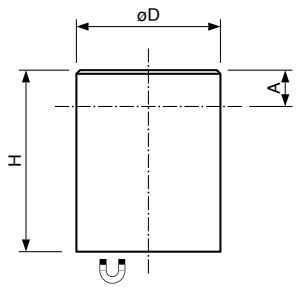

Features:

- Smooth
- Steel zinc-plated enclosure
- Shielded system
- **Operating temperature up to 80°C**
- **Machinable holding surface (milling, drilling, grinding)**
- **h6 fit**

Applications:

- Press fitting, gluing

Catalog No.	Diameter D mm	Length H mm	Machinable Height A, mm	Clamping Force N	Weight g
GM11106-1	10	20	15	24	12
GM11106-2	13	20	15	60	21
GM11106-3	16	20	15	90	31
GM11106-4	20	25	18	135	61
GM11106-5	25	35	27	190	133
GM11106-6	32	40	32	340	249

GM11107 Samarium-Cobalt Alloy Rod Grippers with Internal Thread

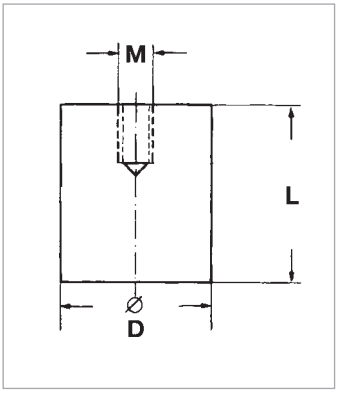

Features:

- Smooth
- Brazed enclosure
- Shielded system
- **Operating temperature up to 200°C**
- **h6 fit**

Mounting:

- Threaded

Catalog No.	Diameter D mm	Length L mm	Clamping Force N	Thread	Weight g
GM11107-1	6	20	8	M3x5	4.5
GM11107-2	8	20	22	M3x5	8.0
GM11107-3	10	20	40	M4x7	12.0
GM11107-4	13	20	60	M4x7	20.0
GM11107-5	16	20	125	M4x8	35.0
GM11107-6	20	25	250	M6x6	60.0
GM11107-7	25	35	400	M6x8	134.0
GM11107-8	32	40	600	M6x6	251.0

GM11108 Neodymium Rod Grippers

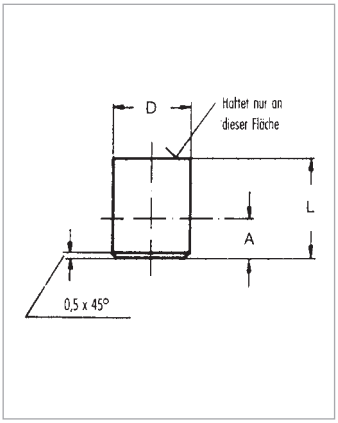

Features:

- Smooth
- Brazed enclosure
- Shielded system
- **Operating temperature up to 80°C**
- **h6 fit**

Applications:

- Threading, press fitting, gluing

Catalog No.	Diameter D mm	Length L mm	Retractable to A, mm	Clamping Force N	Weight g	Distance to steel walls, mm
GM11108-1	6	20	10	10	4.5	1.5
GM11108-2	8	20	10	25	8.0	1.5
GM11108-3	10	20	8	45	12.0	2.0
GM11108-4	13	20	6	70	20.0	2.5
GM11108-5	16	20	2	150	30.0	3.0
GM11108-6	20	25	5	280	59.0	4.0
GM11108-7	25	35	7	450	132.0	5.0
GM11108-8	32	40	4.5	700	246.0	6.0

GM11109 Samarium-Cobalt Alloy Rod Grippers

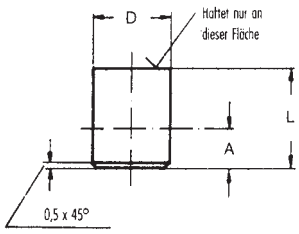

Features:

- Smooth
- Brazed enclosure
- Shielded system
- **Operating temperature up to 200°C**
- **h6 fit**

Applications:

- Threading, press fitting, gluing

Catalog No.	Diameter D mm	Length L mm	Retractable to A, mm	Clamping Force N	Weight g	Distance to steel walls, mm
GM11109-1	6	20	10	8	4.5	1.5
GM11109-2	8	20	10	22	8.0	1.5
GM11109-3	10	20	8	40	12.0	2.0
GM11109-4	13	20	6	60	20.0	2.5
GM11109-5	16	20	2	125	30.0	3.0
GM11109-6	20	25	5	250	60.0	4.0
GM11109-7	25	35	7	400	134.0	5.0
GM11109-8	32	40	4.5	600	251.0	6.0

GM11110 Neodymium Rod Grippers with Internal Thread

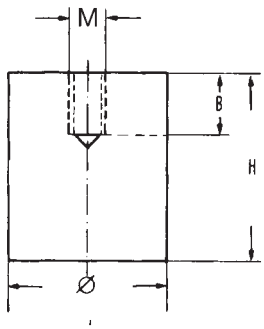

Applications:

- Rod grippers are embedded into steel or iron structures

Features:

- Magnetic system in zinc-plated steel enclosure
- Internal metric thread on rear side
- Operating temperature up to 80°C
- Length tolerance: +/- 0.2 mm

*** 4 magnet system 18 mm dia. each**

Catalog No.	Diameter mm	Height H mm	Retractable to B, mm	Thread	Clamping Force N	Weight g
GM11110-1	8	12	3	M3	12	7
GM11110-2	10	16	7	M4	24	8
GM11110-3	13	18	3	M4	60	18
GM11110-4	16	20	6	M4	90	30
GM11110-5	20	25	9	M5	135	60
GM11110-6	25	30	10	M6	190	110
GM11110-7	35	40	10	M8	300	290
GM11110-8*	50	50	13	M12	550	750

GM11201 Oxit Flat Grippers

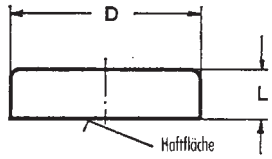

Features:

- No threaded sleeve
- Zinc-plated surface
- **Operating temperature up to 200°C**

Mounting:

- Press fitting, gluing

Catalog No.	Diameter D mm	Length L mm	Clamping Force N	Weight g
GM11201-1	10	4.5	4	2.0
GM11201-2	13	4.5	10	3.0
GM11201-3	16	4.5	18	4.5
GM11201-4	20	6.0	30	10.0
GM11201-5	25	7.0	40	19.0
GM11201-6	32	7.0	80	30.0
GM11201-7	40	8.0	125	55.0
GM11201-8	50	10.0	220	100.0
GM11201-9	63	14.0	350	230.0
GM11201-10	80	18.0	600	485.0
GM11201-11	100	22.0	900	900.0

GM11202 Oxit Flat Grippers with Threaded Sleeves

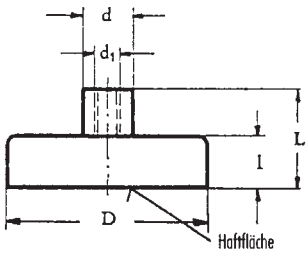

Features:

- With threaded sleeve
- Zinc-plated surface
- **Operating temperature up to 200°C**

Mounting:

- Threaded

Catalog No.	Diameter D, mm	Length l mm	Diameter d, mm	Length L mm	Thread diameter d1	Thread length, mm	Clamping Force N	Weight g
GM11202-1	10	4.5	6	11.5	M3	5	4	4
GM11202-2	13	4.5	6	11.5	M3	5	10	5
GM11202-3	16	4.5	6	11.5	M3	5	18	6
GM11202-4	20	6	6	13.0	M3	5	30	11
GM11202-5	25	7	8	15.0	M4	6	40	22
GM11202-6	32	7	8	15.0	M4	6	80	32
GM11202-7	40	8	10	18.0	M5	8	125	60
GM11202-8	50	10	12	22.0	M6	10	220	110
GM11202-9	63	14	15	30.0	M8	14	350	240
GM11202-10	80	18	20	34.0	M10	14	600	520
GM11202-11	100	22	22	42.0	M12	17	900	940
GM11202-12	125	26	25	50.0	M14	20	1300	1700

GM11203 Samarium-Cobalt Flat Grippers with Threaded Sleeve

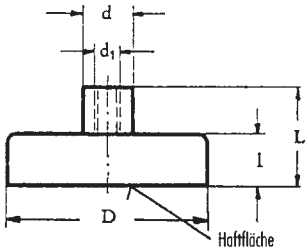

Features:
- With threaded sleeve
- Zinc-plated surface
- Operating temperature up to 200°C
- **Extremely high clamping force considering its compact size**

Mounting:
- Threaded

Catalog No.	Diameter D, mm	Height l mm	Length L mm	Thread diameter d, mm	Thread d1	Clamping Force, N	Weight g
GM11203-1	6	4.5	11.5	6	M3	5	1.5
GM11203-2	8	4.5	11.5	6	M3	11	2.0
GM11203-3	10	4.5	11.5	6	M3	20	3.0
GM11203-4	13	4.5	11.5	6	M3	40	5.0
GM11203-5	16	4.5	11.5	6	M4	60	7.5
GM11203-6	20	6	13.0	8	M4	90	16.0
GM11203-7	25	7	14.0	8	M4	150	25.0
GM11203-8	32	7	15.5	10	M5	220	48.0

GM11204 Neodymium Flat Grippers with Threaded Sleeve

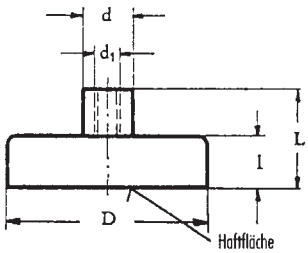

Features:
- With threaded sleeve
- Zinc-plated surface
- **Operating temperature up to 80°C**
- **Extremely high clamping force considering its compact size**

Mounting:
- Threaded

Catalog No.	Diameter D, mm	Height l mm	Length L mm	Thread diameter d, mm	Thread d1	Clamping Force N	Weight g
GM11204-1	6	4.5	11.5	6	M3	5	1.5
GM11204-2	8	4.5	11.5	6	M3	13	2.0
GM11204-3	10	4.5	11.5	6	M3	25	3.0
GM11204-4	13	4.5	11.5	6	M3	60	5.0
GM11204-5	16	4.5	11.5	6	M4	95	7.5
GM11204-6	20	6	13.0	8	M4	140	16.0
GM11204-7	25	7	14.0	8	M4	200	25.0
GM11204-8	32	7	15.5	10	M5	350	48.0

GM11205 Neodymium Flat Grippers

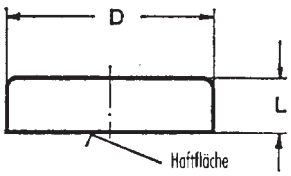

Features:

- No threaded sleeve
- Zinc-plated surface
- **Operating temperature up to 80°C**
- **Extremely high clamping force considering its compact size**

Mounting:

- Press fitting, gluing

Catalog No.	Diameter D mm	Length L mm	Clamping Force N	Weight g
GM11205-1	6	4.5	5	1.0
GM11205-2	8	4.5	13	1.5
GM11205-3	10	4.5	25	2.5
GM11205-4	13	4.5	60	4.5
GM11205-5	16	4.5	95	6.5
GM11205-6	20	6.0	140	15.0
GM11205-7	25	7.0	200	22.0
GM11205-8	32	7.0	350	40.0

GM11206 Neodymium Flat Grippers with Outer Thread

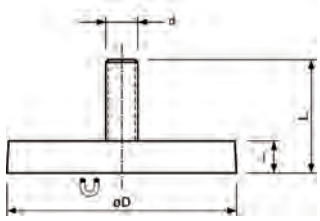

Features:

- With threaded pin
- Zinc-plated surface
- Operating temperature up to 80°C
- Extremely high clamping force considering its compact size

Mounting:

- Threaded

Catalog No.	Diameter D mm	Length l mm	Length L mm	Thread diameter d	Clamping Force N	Weight g
GM11206-1	10	4.5	12.5	M4	25	3
GM11206-2	13	4.5	12.5	M5	60	5
GM11206-3	16	4.5	12.5	M6	95	8
GM11206-4	20	6.0	16.0	M6	140	16
GM11206-5	25	7.0	17.0	M6	200	25
GM11206-6	32	7.0	17.0	M6	350	48
GM11206-7	40	8.0	20.0	M8	670	80

GM11207 Neodymium Flat Grippers with Countersink Hole

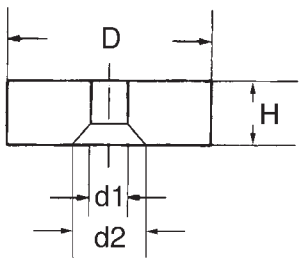

Features:

- Countersink hole
- Zinc-plated surface
- **Operating temperature up to 80°C**
- **Extremely high clamping force considering its compact size**

Mounting:

- Threaded

Catalog No.	Diameter D mm	Height H mm	d1 mm	d2 mm	Clamping Force N	Weight g
GM11207-0	13	4.5	3.5	6.6	40	4
GM11207-1	16	4.5	3.5	6.6	75	5.7
GM11207-2	20	6.0	4.5	9.0	105	12.5
GM11207-3	25	7.0	4.5	9.0	160	23.5
GM11207-4	32	7.0	5.5	11.0	310	38.5
GM11207-5	40	8.0	5.5	10.6	500	74.0
GM11207-6	47	9.2	8.5	17.3	740	97.0

Other sizes available on request

GM11208 Neodymium Flat Grippers with Internal Thread

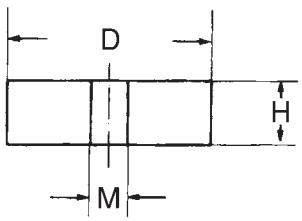

Features:

- Through threaded hole
- Zinc-plated surface
- **Operating temperature up to 80°C**
- **Extremely high clamping force considering its compact size**

Mounting:

- Threaded

Catalog No.	Diameter D mm	Height H mm	Thread M mm	Clamping Force N	Weight g
GM11208-0	25	7	4	160	24
GM11208-1	32	7	5	330	40
GM11208-2	40	8	5	550	73
GM11208-3*	50	10	8	800	140
GM11208-4*	63	14	10	1100	316
GM11208-5*	75	15	10	1750	480

* For these sizes, the holding surface is protected with plastic cover
Other sizes available on request

GM11209 Oxit Flat Grippers with Outer Thread

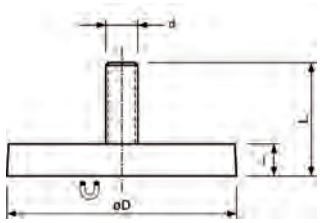

Features:

- With threaded pin
- Zinc-plated surface
- **Operating temperature up to 200°C**

Mounting:

- Threaded

Catalog No.	Diameter D mm	Length l mm	Length L mm	Thread diameter d	Clamping Force N	Weight g
GM11209-1	10	4.5	11.5	3	4	2
GM11209-2	13	4.5	11.5	3	10	3
GM11209-3	16	4.5	11.5	3	18	5
GM11209-4	16	4.5	10.5	4	18	5
GM11209-5	20	6.0	13.0	3	30	10
GM11209-6	20	6.0	36.0	6	30	15
GM11209-7	25	7.0	15.0	4	40	19
GM11209-8	25	7.0	22.0	5	40	20
GM11209-9	25	7.0	27.0	6	40	22
GM11209-10	32	7.0	15.0	4	80	30
GM11209-11	32	7.0	19.0	6	80	31
GM11209-12	32	7.0	17.0	8	80	32
GM11209-13	47	9.0	17.0	6	180	85
GM11209-14	57	10.5	18.5	6	280	146
GM11209-15	63	14.0	29.0	6	350	233

GM11210 Oxit Flat Grippers with Countersink Hole

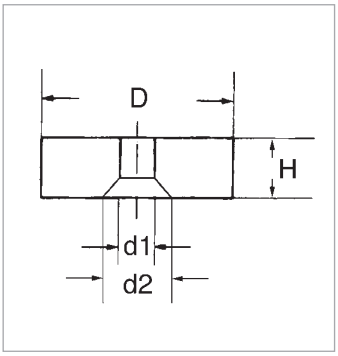

Features:

- Countersink hole
- Zinc-plated surface
- **Operating temperature up to 200°C**

Mounting:

- Threaded

Catalog No.	Diameter D mm	Height H mm	d1 mm	d2 mm	Clamping Force N	Weight g
GM11210-1	16	4.5	3.3	7	14	4
GM11210-2	20	6	4.2	9	27	9
GM11210-3	25	7	5.5	11	36	17
GM11210-4	32	7	5.5	11	72	27
GM11210-5	40	8	5.5	11	90	52

GM11211 Oxit Flat Grippers with Cylindrical Hole

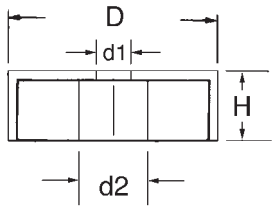

Features:
- With cylindrical hole
- Zinc-plated surface
- **Operating temperature up to 200°C**

Mounting:
- Threaded

Catalog No.	Diameter D mm	Height H mm	d1 mm	d2 mm	Clamping Force N	Weight g
GM11211-1	50	10	8.5	22.0	180	85
GM11211-2	57	11	8.5	24.0	230	130
GM11211-3	63	14	6.5	24.0	290	197
GM11211-4	80	10	6.4	32.0	450	235
GM11211-5	80	18	6.5	11.5	540	458
GM11211-6	83	18	10.5	32.0	600	444
GM11211-7	100	22	10.5	34.0	680	815

GM11212 Oxit Flat Grippers with Countersink Hole (high-grade enclosure)

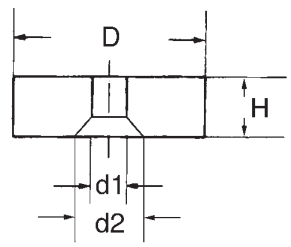

Features:
- Countersink hole
- **High-grade steel (4016) enclosure**
- **Operating temperature up to 220°C**

Mounting:
- Threaded

Catalog No.	Diameter D mm	Height H mm	d1 mm	d2 mm	Clamping Force N	Weight g
GM11212-1	25	7	5.5	11	29	16.5
GM11212-2	32	7	5.5	11	58	27.0
GM11212-3	40	8	5.5	11	72	52.5

GM11213 Oxit Flat Grippers with Cylindrical Hole (high-grade enclosure)

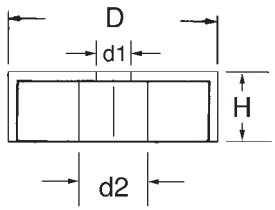

Features:
- With cylindrical hole
- **High-grade steel (4016) enclosure**
- **Operating temperature up to 220°C**

Mounting:
- Threaded

Catalog No.	Diameter D mm	Height H mm	d1 mm	d2 mm	Clamping Force N	Weight g
GM11213-1	50	10	8.5	22	145	85
GM11213-2	63	14	6.5	24	230	195

GM11214 Hard ferrite flat grippers with internal thread



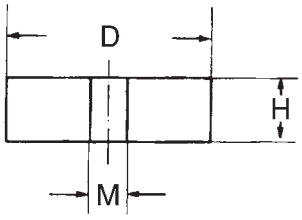

Features:

- Through threaded hole
- Zinc-plated surface
- **Operating temperature up to 200°C**

Mounting:

- Threaded

Catalog No.	Diameter D mm	Height H mm	Thread M mm	Clamping Force N	Weight g
GM11214-1	25	7	4	36	18
GM11214-2	32	7	4	75	29
GM11214-3	40	8	4	90	53
GM11214-4	50	10	6	170	94
GM11214-5	50	10	8	170	98
GM11214-6	63	14	8	290	206
GM11214-7	80	18	8	550	472
GM11214-8	80	18	10	550	466

GM11215 Samarium-Cobalt Alloy Flat Grippers

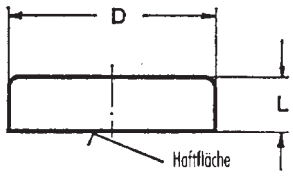

Features:

- No threaded sleeve
- Zinc-plated surface
- **Operating temperature up to 200°C**
- **Extremely high clamping force considering its compact size**

Mounting:

- Press fitting, gluing

Catalog No.	Diameter D mm	Length L mm	Clamping Force N	Weight g
GM11215-1	6	4.5	5	1
GM11215-2	8	4.5	11	2
GM11215-3	10	4.5	20	3
GM11215-4	13	4.5	40	4
GM11215-5	16	4.5	60	7
GM11215-6	20	6.0	90	14
GM11215-7	25	7.0	150	26
GM11215-8	32	7.0	220	42

GM11216 Rubber Protective Pad for Flat Grippers

Applications:

- Protection of materials prone to scratches
- Shear force required to move the magnet is doubled, while the magnetic clamping force is maintained

Features:

- Rubber caps for holding magnets

Catalog No.	Diameter mm	Features
GM11216-1	50	No hole
GM11216-2	57	No hole
GM11216-3	63	No hole
GM11216-4	80	No hole
GM11216-5	63	Hole
GM11216-6	80	Hole

GM11217 Neodymium Flat Grippers with Neoprene Protective Cover

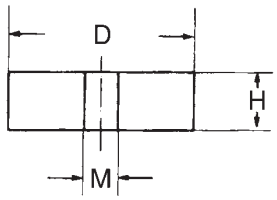

Applications:

- Optimal stability for handling thin steel sheets with scratch-prone surfaces

Features:

- Internal thread
- High clamping force
- High shear friction force
- **Max operating temperature**
  GM11217-1 / GM11217-2 60°C
  GM11217-3 / GM11217-4 80°C

Catalog No.	Diameter D mm	Height H mm	Thread M mm	Clamping Force N	Weight g
GM11217-1	31	6.0	5	75	21
GM11217-2	43	6.0	4	85	29
GM11217-3	66	8.5	6	180	100
GM11217-4	88	8.5	6	550	186

GM11218 Neodymium Flat Grippers with Neoprene Protective cover

and threaded pin

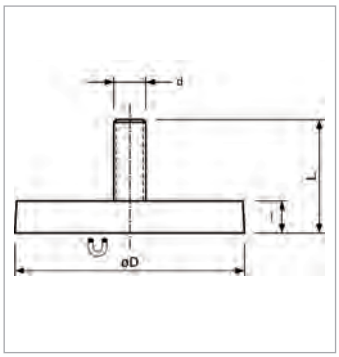

Applications:

- Optimal stability for handling thin steel sheets with scratch-prone surfaces

Features:

- **Max operating temperature up to 60°C**
- **With threaded pin**
- High clamping force
- High shear friction force

Catalog No.	Diameter D mm	Height l mm	Length L mm	Thread d mm	Clamping Force, N	Weight g
GM11218-1	43	6.0	21.0	M6	85	32
GM11218-2	66	8.2	23.5	M8	180	107
GM11218-3	88	8.2	23.5	M8	420	193

GM1121 Neodymium Flat Grippers with Neoprene Protective Cover

and threaded pin

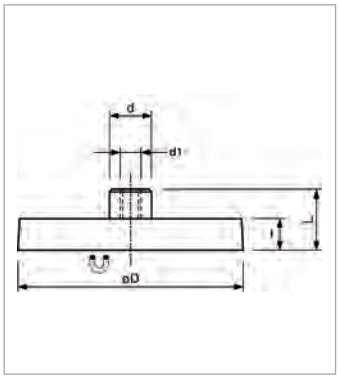

Features:

- With threaded sleeve
- Zinc-plated surface
- **Operating temperature up to 80°C**
- **Extremely high clamping force considering its compact size**

Mounting:

- Threaded

Catalog No.	Diameter D, mm	Height l mm	Length L mm	d mm	Thread d1 mm	Clamping Force N	Weight g
GM11219-1	12	7.0	14.8	8	M4	10	6
GM11219-2	31	6.0	11.5	8	M4	75	22
GM11219-3	43	6.0	10.5	8	M4	85	30
GM11219-4	66	8.2	15.0	10	M5	180	105
GM11219-5	88	8.2	17.0	12	M8	420	192

GM11220 Neodymium Magnetic System for Cable and Wire Installation,

in plastic cover

Applications:

- Holder for cable/pipe installations

Features:

- Plastic coating
- Extremely powerful neodymium magnets

Catalog No.	Diamete, mm	Height mm	For pipes diameter	Clamping Force N	Weight g	Temperature °C
GM11220-1	26	16		35	12	60
GM11220-2	31	16		75	26	60
GM11220-3	43	16		85	30	60
GM11220-4	34x29	22		100	33	80
GM11220-5	34x29	34	11	100	33	80

GM11221 Neodymium Magnetic System, Rectangular, with Internal Thread

GM11221-1

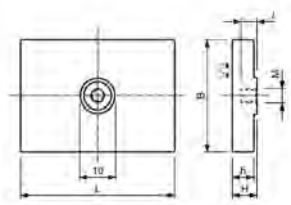

GM11221-2

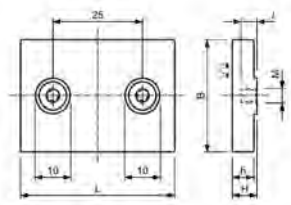

Applications:

- Optimal stability for handling thin steel sheets with scratch-prone surfaces

Features:

- Max operating temperature: 60°C
- M4 threaded sleeve
- High clamping force, not affected by surface protection pads
- High shear friction force

Catalog No.	Clamping Force N	Weight g	Temperature °C
GM11221-1	90	27	60
GM11221-2	115	28	60

GM11301 Pocket-Size Magnet



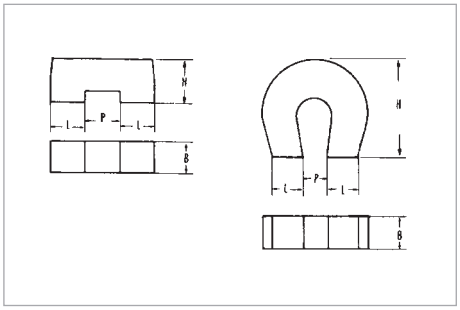

Applications:

- Material testing
- Removing screws, etc.
- Positioning, holding, aligning

Features:

- Convenient horseshoe magnet with high holding force
- Material: Alnico 500
- **Max operating temperature up to 450°C**

Catalog No.	Height H mm	Pole pitch P mm	Cross section L mm	Cross section B Degrees	Clamping Force N	Weight kg
GM11301-1	11	9.0	9.0	8.0	13	17
GM11301-2	25	6.5	8.5	6.5	24	32

GM11401 Strong Magnet



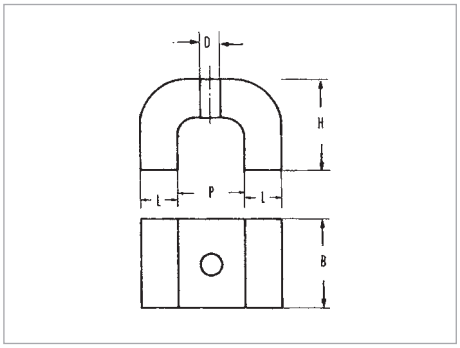

Applications:

- Holding, lifting, sorting, positioning

Features:

- Horseshoe magnet
- Through mounting hole
- Pole plate included
- **High clamping force**
- **Max operating temperature up to 450°C**

Catalog No.	Height H mm	Pole pitch P mm	Cross section L mm	Cross section B mm	Diameter D, mm	Clamping Force N	Weight g
GM11401-1	20.0	15	8	20.0	4.0	45	65
GM11401-2	25.0	20	10	25.0	5.0	90	150
GM11401-3	30.0	22	11	29.0	6.0	120	220
GM11401-4	35.0	35	11	35.5	2 x 8.0	230	380
GM11401-5	41.0	41	15	57.0	2 x 8.0	320	1600
GM11401-6	54.5	48	15	82.0	2 x 11.0	470	2000

GM11501 Round Magnetic Rod

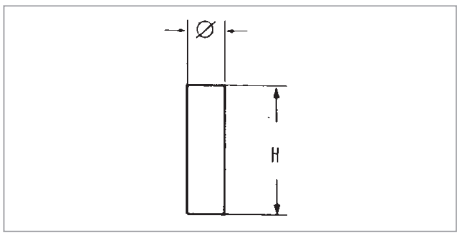

Applications:

- Rods can be attached to each other to any length

Features:

- Round cross section
- Pole is marked
- **Available in pairs**
- **Max operating temperature up to 450°C**
- **Axial magnetization**
- **Material: Alnico 500**
- **Other sizes available on request**

Catalog No.	Diameter mm	Height H mm	Weight g
GM11501-1	6	20	10
GM11501-2	8	25	15
GM11501-3	10	30	30
GM11501-4	4	10	2
GM11501-5	5	10	3
GM11501-6	6	10	3

GM11502 Rectangular Magnetic Rod



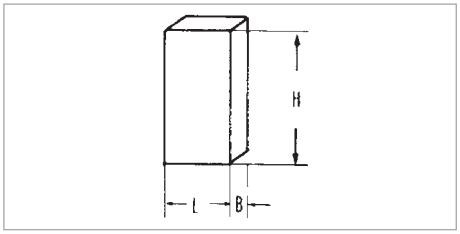

Applications:

- Rods can be attached to each other to any length

Features:

- Rectangular cross section
- Pole is marked
- **Available in pairs**
- **Operating temperature up to 450°C**
- **Axial magnetization**
- **Material: Alnico 500**

Catalog No.	Length L mm	Width B mm	Height H mm	Weight g
GM11502-1	10.0	5	20	16
GM11502-2	12.5	5	40	37
GM11502-3	12.0	5	60	50
GM11502-4	15.0	10	51	120
GM11502-5	15.0	10	75	168
GM11502-6	15.0	5	60	66
GM11502-7	15.0	10	100	230

GM11601 Pot Magnet with Internal Thread



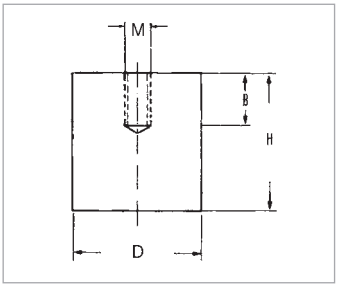

Applications:

- Can be embedded into tooling, used for holding, positioning

Features:

- **Max operating temperature up to 450°C**
- **Material: Alnico 500**

Catalog No.	Diameter D mm	Height H mm	Thread M mm	Clamping Force N	Thread pitch B, mm	Weight g
GM11601-1	17	16	M6	18	4	26
GM11601-2	21	19	M6	28	5	50
GM11601-3	27	25	M6	65	6	110
GM11601-4	35	30	M6	115	9	215
GM11601-5	65	43	M12	400	13	1080

GM11602 Flat Pot Magnet with Countersink Hole

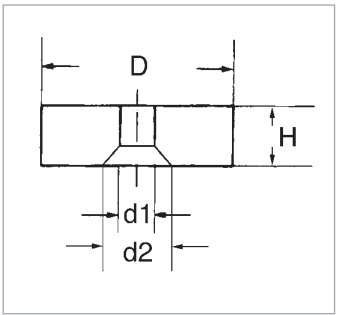

Applications:

- Can be embedded into tooling,

Features:

- Strong magnet with steel cladding
- Through countersink hole
- **Max operating temperature up to 450°C**
- **Material: Alnico 500**

Catalog No.	Diameter D mm	Height H mm	Hole diameter d1, mm	Clamping Force N	Weight g
GM11602-1	19	8.0	3.5	30	18
GM11602-2	29	9.0	5.0	55	46
GM11602-3	38	10.5	5.0	95	97

GM11603 Button Magnet with Hole



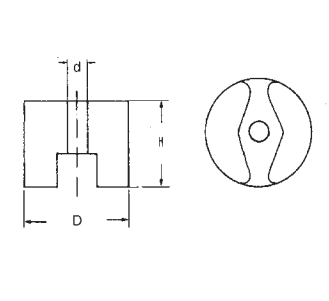

Applications:

- For laboratory use, measurements, positioning

Features:

- Split holding surface, through mounting hole
- **Max operating temperature up to 450°C**
- **Material: Alnico 500**

Catalog No.	Diameter D mm	Height H mm	Hole diameter d, mm	Clamping Force N	Weight g
GM11603-1	13	10	4.2	7	7
GM11603-2	19	13	5.4	19	20
GM11603-3	25	16	5.4	29	56
GM11603-4	32	25	7.0	66	133

GM11604 Strong Pot Magnet with Internal Thread

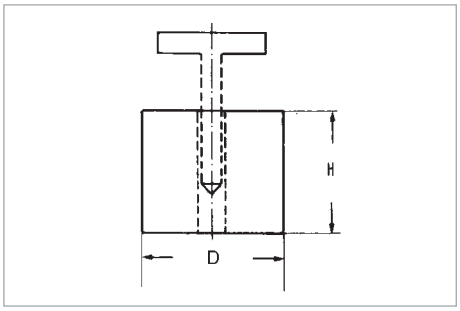

Applications:

- For holding fixtures, installation and welding operations

Features:

- High holding force
- Handle for easy workpiece detachment
- **Max operating temperature up to 350°C**

Catalog No.	Diameter D mm	Height H mm	Thread mm	Clamping Force N	Weight g
GM11604-1	26	25	M6	100	80
GM11604-2	30	25	M6	150	110
GM11604-3	40	30	M8	300	240
GM11604-4	50	40	M8	500	500

GM11605 Strong Pot Magnet with Forcing Thread

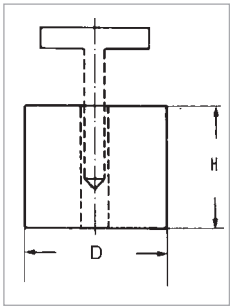

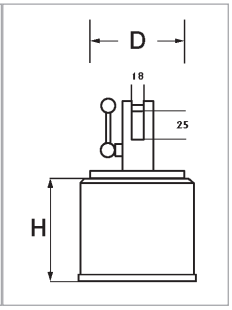

Applications:

- For holding fixtures, installation and welding operations

Features:

- High holding force
- Handle for easy workpiece detachment
- **GM11605-4 with detachment device and round magnetic surface**
- **GM11605-5 with detachment device and square magnetic surface**
- **Detachment device height: 95 mm**
- **Max operating temperature up to 350°C**

Catalog No.	Diameter D mm	Height H mm	Thread mm	Clamping Force N	Weight g	Dwg No.
GM11605-1	44	44	M8	320	900	1
GM11605-2	54	50	M8	470	1200	1
GM11605-3	70	63	M8	980	2600	1
GM11605-4	102	75	---	1700	6400	2
GM11605-5	95	95	---	2200	8600	2

Group 12

Magnetic Gripper Systems

Magnets for magnetic boards

Magnetic films

Magnetic bags

Magnetic bands



OM12101 Office Magnet with Plastic Cap

Features:

- Round or rectangular
- Color options: white, blue, red, green, yellow, black, orange, gray, brown, light blue
- OM12101-2: neodymium, OM12101-12: neodymium, extremely high clamping force
- For extra charge, the magnets can be labeled with your company logo
- Please specify the color when placing your order!

Catalog No.	Diameter mm	Length mm	Width mm	Height mm	Features	Clamping Force N	Weight g
OM12101-1	10	---	---	6.5	Round	0.7	1.5
OM12101-2	10	---	---	8.4	Round	4.0	1.0
OM12101-3	16	---	---	7.0	Round	1.3	3.0
OM12101-4	20	---	---	7.5	Round	1.5	5.0
OM12101-5	25	---	---	7.5	Round	10.0	9.0
OM12101-6	30	---	---	8.0	Round	14.0	14.0
OM12101-7	36	---	---	8.5	Round	9.5	21.0
OM12101-8	---	11	11.0	6.5	Rectangular	1.5	1.5
OM12101-9	---	35	35.0	9.0	Rectangular	6.0	18.0
OM12101-10	---	21	12.5	6.5	Rectangular	1.5	5.0
OM12101-11	---	37	22.0	7.5	Rectangular	4.5	13.0
OM12101-12	---	55	22.5	8.5	Rectangular	48.0	25.0

Other sizes and colors available on request

OM12102 Hard Ferrite Office Magnet with Hook

Applications:

- Decorating magnet

Features:

- White varnish cover; detachable hook
- Material: hard ferrite
- For orders over 1,000 pcs. of each product, more RAL colors are available without extra charge

Catalog No.	Diameter, mm	Hook	Clamping Force N	Weight g
OM12102-1	16	M3	18	7
OM12102-2	20	M3	30	12
OM12102-3	25	M4	40	23
OM12102-4	32	M4	80	34
OM12102-5	36	M4	100	145
OM12102-6	40	M4	125	59
OM12102-7	47	M4	180	89
OM12102-8	50	M4	220	107
OM12102-9	57	M4	280	149
OM12102-10	63	M4	350	233
OM12102-11	80	M6	600	485

OM12103 Decorating Magnet in Steel Cladding

Applications:

- Decorating

Features:

- Very strong magnet with white handle
- For orders over 1,000 pcs. of each product, more RAL colors are available without extra charge

Catalog No.	Diameter, mm	Height mm	Clamping Force N	Weight g
OM12103-1	25	29.5	40	25
OM12103-2	32	29.5	80	35
OM12103-3	36	29.5	105	45
OM12103-4	40	30.0	125	62

OM12104 Decorating Rectangular Magnet

Applications:

- Decorating

Features:

- Extremely strong magnet
- Plastic enclosure
- White
- With hook or ring
- Anisotropic magnet with pole shoes

Catalog No.	Length mm	Width mm	Height mm	Clamping Force N	Weight g
OM12104-1	19	14	30	20	12
OM12104-2	34	29	35	80	35
OM12104-3	42	14	37	55	30
OM12104-4	57	15	39	115	54

OM12201 Magnetic Film (White, Weldable)

Applications:

- Removable vehicle advertising medium
- Items marking on steel shelves
- Quick text applications to storage racks

Features:

- UV-resistant magnetic material, maintains flexibility for a long time
- Can be cut with scissors or knife
- Welded non-magnetic matte white writing surface
- Roll length: 10 / 25 m

Catalog No.	Length m	Width mm	Thickness mm
OM12201-1	10	600	0.65
OM12201-2	10	1000	0.65
OM12201-3	10	600	0.90
OM12201-4	10	1000	0.90
OM12201-5	25	600	0.65
OM12201-6	25	1000	0.65
OM12201-7	25	600	0.90
OM12201-8	25	1000	0.90

OM12202 Magnetic Film (Range of Colors, Weldable)

Applications:

- Removable vehicle advertising medium
- Items marking on steel shelves
- Quick text applications to storage racks

Features:

- UV-resistant magnetic material, maintains flexibility for a long time
- Can be cut with scissors or knife
- Welded non-magnetic matte writing surface, various colors
- Roll length: 10 / 25 m

Catalog No.	Length mm	Width mm	Thickness mm	Color
OM12202-1	10	1000	0.90	Blue
OM12202-2	10	1000	0.90	Red
OM12202-3	10	1000	0.90	Yellow
OM12202-4	10	1000	0.90	Green
OM12202-5	10	1000	0.90	Orange
OM12202-6	10	1000	0.90	Black
OM12202-7	25	1000	0.90	Blue
OM12202-8	25	1000	0.90	Red
OM12202-9	25	1000	0.90	Yellow
OM12202-10	25	1000	0.90	Green
OM12202-11	25	1000	0.90	Orange
OM12202-12	25	1000	0.90	Black

OM12203 Magnetic Film (unprocessed)



Applications:

- Items marking on steel shelves

Features:

- UV-resistant magnetic material, maintains flexibility for a long time
- Can be cut with scissors or knife
- Extremely high holding force

Catalog No.	Length m	Width mm	Thickness mm
OM12203-1	1	500	3.0
OM12203-2	10	1000	1.0
OM12203-3	2	1000	2.0

OM12301 Magnetic Bag

Applications:

- Magnetic bags are convenient for carrying production documents

Features:

- DIN A5 or DIN A4 size
- Magnetic bags have two extremely strong neodymium magnets
- Easy to use

Catalog No.	Length m	Width mm	Paper size
OM12301-1	217	155	DIN A5
OM12301-2	220	300	DIN A4

OM12401 C-shaped Profile Magnetic Band

Applications:

- Magnetic C-shaped bars for warehouse labels

Features:

- Magnetic material is embedded into polymer
- Can be cut with scissors or knife

Catalog No.	Length m	Width mm	Height mm
OM12401-1	1000	30	3
OM12401-2	1000	40	3
OM12401-3	1000	50	3

OM12402 Adhesive Magnetic Band



Applications:

- Product/shelf labeling
- Attaching text signs, images, etc. to magnetizing substrate

Features:

- Magnetic material is embedded into polymer
- Can be cut with scissors or knife
- Adhesive, extremely flexible material
- High holding force due to max ferrite content and max magnetization
- Roll length: 10 m

Catalog No.	Length m	Width mm	Height mm
OM12402-1	10	10.0	1.5
OM12402-2	10	12.7	1.5
OM12402-3	10	15.0	1.5
OM12402-4	10	20.0	2.0
OM12402-5	10	25.0	1.5

OM12403 Magnetic Band

Applications:

- Items marking on steel shelves
- Attachment to contaminated/rusty surfaces guaranteed

Features:

- Magnetic material embedded into polymer, high clamping force, extreme flexibility
- Can be cut with scissors or knife
- Welded non-magnetic matte white writing surface
- High clamping force thanks to anisotropic material
- Roll length: 25 / 50 m

Catalog No.	Length m	Width mm	Height mm
OM12403-1	25	10	1.0
OM12403-2	25	15	1.0
OM12403-3	25	20	1.0
OM12403-4	25	25	1.0
OM12403-5	25	10	1.5
OM12403-6	25	15	1.5
OM12403-7	25	20	1.5
OM12403-8	25	25	1.5
OM12403-9	50	10	1.0
OM12403-10	50	15	1.0
OM12403-11	50	20	1.0
OM12403-12	50	25	1.0
OM12403-13	50	10	1.5
OM12403-14	50	15	1.5
OM12403-15	50	20	1.5
OM12403-16	50	25	1.5

Group 13

Other Clamping and Holding Systems

Vice



VS13101 Magnetic Vice

Applications:

- For holding round, irregular-shaped workpieces

Features:

- High precision, polished and grind surfaces
- Switchable with an Allen wrench

Accuracy:

- Surface machining precision: 0.005 mm
- Angular accuracy: 0.01 mm / 100 mm

Catalog No.	Length mm	Width mm	Height mm	Jaw span mm	Weight kg
VS13101-1	170	110	70	55	7.3

VS13102 Precise Clamping Device

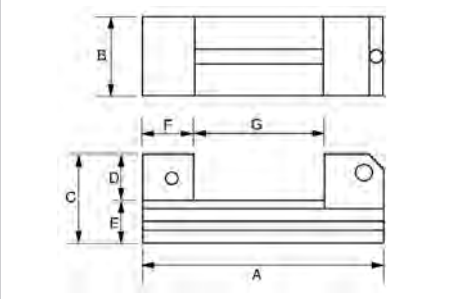

Applications:

- Grinding
- EDM
- Measurement
- Milling

Features:

- Chisel steel, quenched, and precision-grind
- Wood storage box available for extra charge

Rectangularity: 0.005 / 100 mm
Parallelism: 0.003 / 100 mm
Hardness: HRC 58

Catalog No.	A mm	B mm	C mm	D mm	E mm	F mm	G mm	Weight kg
VS13102-1	140	48	50	25	25	25	0-75	1.6
VS13102-2	172	63	60	30	30	30	0-90	3.7
VS13102-3	190	73	70	35	35	35	0-100	4.6
VS13102-4	230	98	80	40	40	40	0-125	11.4
VS13102-5	300	125	98	48	50	48	0-160	18.5
VS13102-6	350	150	100	50	50	50	0-210	24.9
VS13102-7	65	25	30	10	20	18.5	0-20	0.3

VS13103 Precise Machine Tool Vice



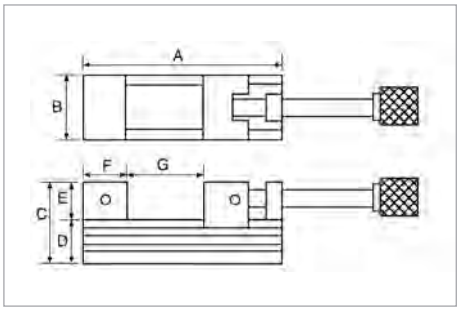

Applications:

- Grinding
- Drilling
- Measurement
- Milling

Features:

- Rectangularity: 0.005 / 100 mm
- Parallelism: 0.003 / 100 mm

Catalog No.	A mm	B mm	C mm	D mm	E mm	F mm	G mm	Weight kg
VS13103-1	140	48	55	30	25	25	75	2.7
VS13103-2	160	63	69	39	30	30	85	4.6
VS13103-3	180	73	78	43	35	35	95	6.4
VS13103-4	230	96	92	47	45	45	120	13.0

Spann - und Anwendungstechnik
Vertriebs GmbH

Wörnitzstrasse 117
90449 Nürnberg

Tel.
0911 / 67 09 4 - 45
Fax
0911 / 67 09 4 - 60
Email
kontakt@ihgsystem.com

www.ihgsystem.com